

高洁净泵制造引领者
High Clean Pump Manufacturing Leader



 **EFUN
PUMP**
chisin
www.efvalve.com

WENZHOU EFUN VALVE CO.,LTD

No.838,Rold 9,Avenue 2,Binhai Park,ETDZ,Wenzhou,China

Tel:+86-577-86910226

Fax:+86-577-86910225

Email: chisin@efvalve.com

Skype: chisin-efun

Whatsapp: +86-13388551166

Web: www.efvalve.com

温州一方阀门有限公司
Wenzhou Efun Valve Co.,Ltd.

精工品质 尽显细节

Seiko Quality Show Details



温州一方阀门有限公司是国内少数专业生产制造不锈钢卫生无菌型离心泵、高洁净卫生泵、卫生离心自吸泵、卫生自吸泵、循环泵、乳品泵、食品泵、挤奶机泵和板式换热器的企业。

引进国际先进的CNC数控加工设备, 严格根据欧洲EHEDG、美国3A和GMP等标准制造卫生泵, 拥有功率从0.37-37kw等几十余种规格型号的产品。

CHISIN品牌泵广泛用于食品、饮料、乳品、啤酒、医药、生物工程、精细化工等行业。

产品以CHISIN品牌或者OEM出口到世界各国及地区。

WenZhou Efun Valve Co., Ltd. is a small number of professional production of stainless steel sanitary sterile centrifugal pump, high clean sanitation pump, sanitary centrifugal self-priming pump, sanitary liquid-ring pump, circulating pump, dairy pump, food pump, milking machine Pumps and plate heat exchangers.

By introducing internationally advanced CNC machining equipment, we produce sanitary pumps in strict accordance with EHEDG, 3A, GMP and other standards. We have several tens of specifications and models of products from 0.37 to 37kw.

CHISIN brand pumps are widely used in such industries as food, beverage, dairy, beer, medicine, biological engineering, fine chemical industry, etc.

The products are exported to every corner in the world under the brand CHISIN or through the mode of OEM.

GKH 系列



标准设计

GKH 系列卫生型离心泵由电动机、泵轴、机械压紧夹套、卫生机械密封、连接支架、后板盖、叶轮、泵壳组成。GKH 系列卫生型离心泵具有大的内圆倒角和可清洁式密封件，是专为 CIP 而设计的 GKH 系列卫生型离心泵，具有用于保护电动机的不锈钢护罩，并且整个装置由四个可调整的支脚支撑。

Standard design

The GKH sanitary centrifugal pump is composed of motor, pump shaft, mechanical clamping jacket, sanitary mechanical seal, connection support, rear plate cover, impeller, pump shell, etc. The GKH sanitary centrifugal pump has large internal round chamfer and cleaning type seal. The GKH sanitary centrifugal pump specially designed for CIP has the stainless steel protection cover used for protecting the motor, and the equipment is supported by four adjustable feet.

技术参数

最大入口压力: 0.5MPa
温度范围: -10°C + 140°C (EPDM)
噪音水平 (1 米处): 60-85dB(A)

可冲洗密封

水压: 最高 0.1MPa
水量: 0.25-0.5L/min

双端面密封

水压: 最高 0.1MPa
水量: 0.25-0.5L/min

Technical parameters

Maximum inlet pressure: 0.5MPa
Temperature range: -10°C + 140°C (EPDM)
Noise level (at 1m): 60- 85dB(A)

Washable seal

Hydraulic pressure: maximum 0.1MPa
Water volume: 0.25-0.5L/min

Double end seal

Hydraulic pressure: maximum 0.1MPa
Water volume: 0.25-0.5L/min

轴封

GKH 系列卫生离心泵配备有一套外置式单端面机械密封或注水机械密封。机械密封的静环由不锈钢和碳化硅或钨合金材料制成，动环由不锈钢碳石墨或钨合金制成。采用注水式密封的密封圈是经久耐用的唇封。该系列泵产品还可以配备双端面机械密封。

Shaft seal

The GKH sanitary centrifugal pump is provided with a set of externally mounted single end mechanical seal or water injection mechanical seal. The static ring of the mechanical seal is made of stainless seal, silicon carbide or tungsten alloy. The dynamic ring is made of stainless seal, carbon, graphite or tungsten alloy. The seal ring of the water injection type seal is a durable lip seal. The series of pump products can also be equipped with the double end mechanical seal.

材料

过液体部件材质: AISI 316L 或者 AISI 304 不锈钢

其它部件材质: AISI 304 不锈钢

外表面: 钛色

内表面: 镜面抛光 0.4 或钛色

过液体橡胶密封材料: EPDM 三乙丙胶

Q 硅胶
FRM 氟胶
NBR 丁腈胶

Materials

Materials of liquid passing parts: AISI316L or AISI304 stainless steel

Materials of other parts: AISI304 stainless steel

Outer surface: titanium

Inner surface: mirror polishing 0.4 or titanium

Liquid passing rubber seal material: EPDM

Q
FRM
NBR

GKH 系列卫生离心泵 GKH sanitary centrifugal pump

Continuously upgrading thinking mode and innovation consciousness, realizing set objectives of the enterprise through wisdom 将思维方式和创新意识不断升华，用智慧使企业既定目标得以实现



应用

GKH 系列卫生型离心泵是一种高效能而又具有经济性的离心泵，它既可以满足卫生及对产品进行柔和处理的要求，又具有化学稳定性。GKH 系列卫生离心泵可广泛适用于各类液体物料的输送，如乳品、啤酒、饮料、医药、生物工程、精细化工等领域。它不但可以输送普通的低、中粘度溶液，也可以输送含悬浮物或有腐蚀性的溶液。

CHISIN 卫生型离心泵的形式为单级、单吸、开式叶轮。泵壳、叶轮经精心设计，减小了阻力、彻底消灭了卫生死角，由于其特殊的结构，所以提高了泵内液体的流速，从而提高了泵的整体性能，且易清洗，具有卓越的卫生性能，它可以满足产品对卫生柔性处理的要求，并具有耐化学腐蚀性能。

Application

The GKH sanitary centrifugal pump is a kind of highly-efficient and economic centrifugal pump. In addition to meeting the requirements for sanitation and soft treatment to products, it also has chemical stability. The GKH sanitary centrifugal pump is widely used for conveying various liquid materials in such fields as dairy, beer, beverage, medicine, biological engineering, fine chemical industry, etc. It can be used to convey ordinary solutions of low and medium viscosity, and solutions containing suspension or corrosive solutions.

The form of the CHISIN sanitary centrifugal pump is single stage, single suction and open-type impeller. The pump shell and impeller are elaborately designed to reduce the resistance and thoroughly eliminate the dead corner of sanitation. Thanks to its unique structure, the flow speed of liquid in the pump is enhanced, so that the integral performance of the pump is improved. It is provided with excellent sanitary performance, so it is easy to be cleaned. It can meet the requirements for sanitation and soft treatment to products and has the chemical corrosion resistance.

配用电机

1. 电机按照国际标准设计制造
国际电工委员会 IEC34、IEC72
英国标准 BS4999-5000
澳大利亚标准 ASI 359-2
德国标准 DIN 42673
符合欧共体“CE”标记要求
2. 电机符合下列标准
GB 755-87
GB 10069-88
Q/JBQS 28-2000
3. 优越的电气性能
低噪音、低振动
高性能的防护等级
电机的标准设计防护等级为 IP54、IP55、
可按用户要求、提供更高要求的防护等级。
适用双频率，宽电压使用。

Motor

1. The motor is designed and manufactured according to international standards
International Electrotechnical Commission IEC34 ,IEC72
British Standard BS4999-5000
Australian Standard ASI 359-2
German Standard DIN 42673
Conforming to “CE” mark requirements
2. The motor conforms to the following standards
GB 755-87
GB 10069-88
Q/JBQS 28-2000
3. Excellent electric performance
Low noise ,low vibration
Protection grade of high performance
The standard protection grade of the motor is designed as Ip54,IP55
According to user requirements, higher protection grade can be offered.
Suitable for use with double frequency and wide voltage.

电压及频率 Voltage and frequency

- 3~50Hz/ 220-240V Δ 380-420VY \leq 4KW
- 3~60Hz/ 250-280V Δ 440-480VY \leq 4.6KW
- 3~50Hz/ 380-420V Δ 660-690VY \geq 5.5KW
- 3~60Hz/ 440-480V Δ \geq 6.4KW

电机规格 Motor specification

- 50Hz: 0.37-0.55-0.75-1.1-1.5-2.2-3-4-5.5-7.5
11-15-18.5-22-30-37KW
- 60Hz: 0.43-0.63-0.9-1.3-1.75-2.5-3.5-4.6-6.4-8.6
12.5-17-21-25-35-43KW



GKH 系列卫生离心泵

GKH sanitary centrifugal pump



流体知识

在卫生工艺系统中，泵在持续不断的运转，为液体提供流动的动力，这对泵的性能是具有挑战性的。为降低风险，应精心设计，以便应对复杂问题。

这就是一方公司倾尽全力使泵的性能和预期用途相匹配的原因。

一方公司是国内少数专业制造商之一，提供一系列离心泵、卫生泵、自吸泵、循环泵、乳品泵、食品泵、挤奶泵和板式换热器。但更重要的是，我们是泵行业专业制造商，拥有丰富的专业知识，包括泵的工程技术，泵的密封技术和泵的创新技术。

我们的产品组合确保了最高的卫生标准、无故障运转和低保养要求。

Fluid knowledge

In sanitary technological system, the pump is running continuously and providing flowing power for liquid. This challenges the performances of the pump. To reduce risk, the pump shall be elaborately designed so as to solve complex problems.

This is the reason why EFUN Company is doing its best to make the performances match the intended usage.

EFUN Company is one of the few professional manufacturers in China that provide centrifugal pumps, sanitary pumps, self-priming pumps, circulating pumps, dairy pumps, food pumps, milk pumps, plate type heat exchangers and etc. But more importantly, we are the professional manufacturer in pump industry, and we have rich professional knowledge, including pump engineering technologies, pump sealing technologies and pump innovative technologies.

Our product combination ensures the highest sanitary standard, the requirements for no-fault operation and low maintenance.

特点

CHISIN 泵的卓越源于许多因素。我们泵的高性能和节能性源于其内部的几何特性，确保优秀的流体特性和简单的 CIP，结合泵的坚固结构，保障了无故障运转和低保养要求。

另一方面 CHISIN 泵的设计细节都避免缺点。从精确的平衡设计和推进器的安置到泵轴封的外部弹簧（不使用内部弹簧）。

CHISIN 泵大部分卫生离心泵使用相同的机械轴封，简化了零部件的安装和库存。CHISIN 泵的产品系列都拥有相同的模块化特性，简化了保养，改装和密封转换。

Features

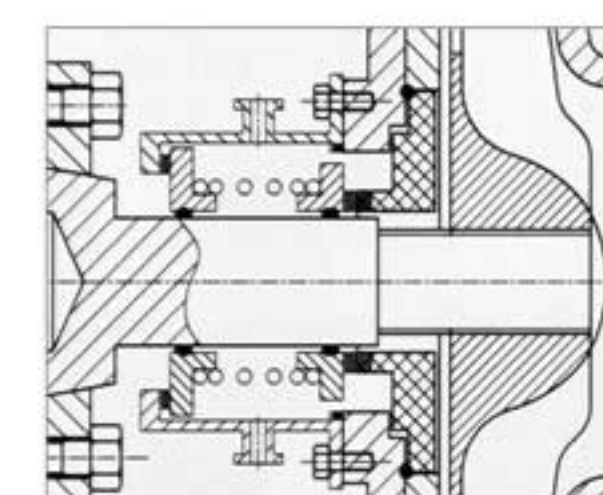
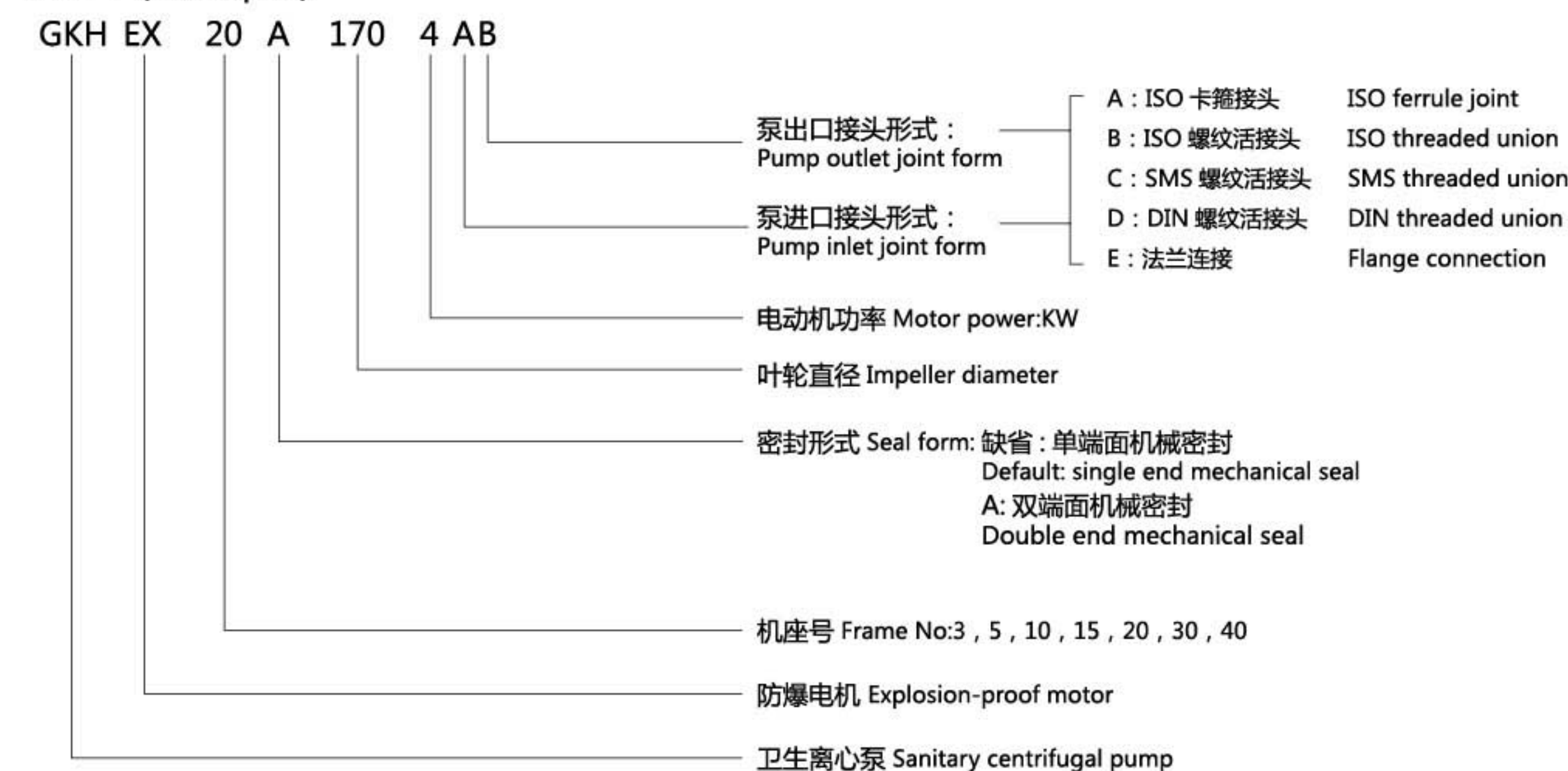
The prominence of CHISIN pumps relies on many factors. The high performances and energy-saving performance of our pumps originate from the inside geometrical features, so that the excellent fluid features and simple CIP are ensured, and the requirements for no-fault operation and low maintenance are guaranteed with the solid pump structure.

In addition, the CHISIN pump avoids disadvantages in all design details, such as the precise balancing design, installation of the booster, and outside spring of the shaft seal (without using the inside spring).

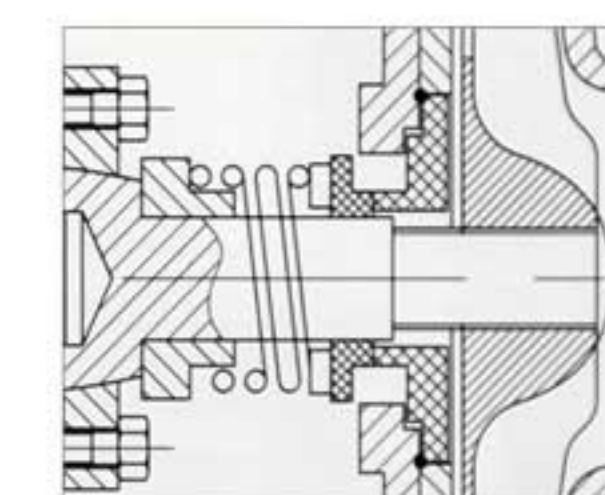
Among the CHISIN pumps, most sanitary centrifugal pumps use the same mechanical seal, which simplifies installation and warehousing of spare parts. The CHISIN pump products have the same modular features, which simplifies maintenance, modification and seal change.

卫生离心泵型号说明 Sanitary centrifugal pump size explanation

示例：(Example)

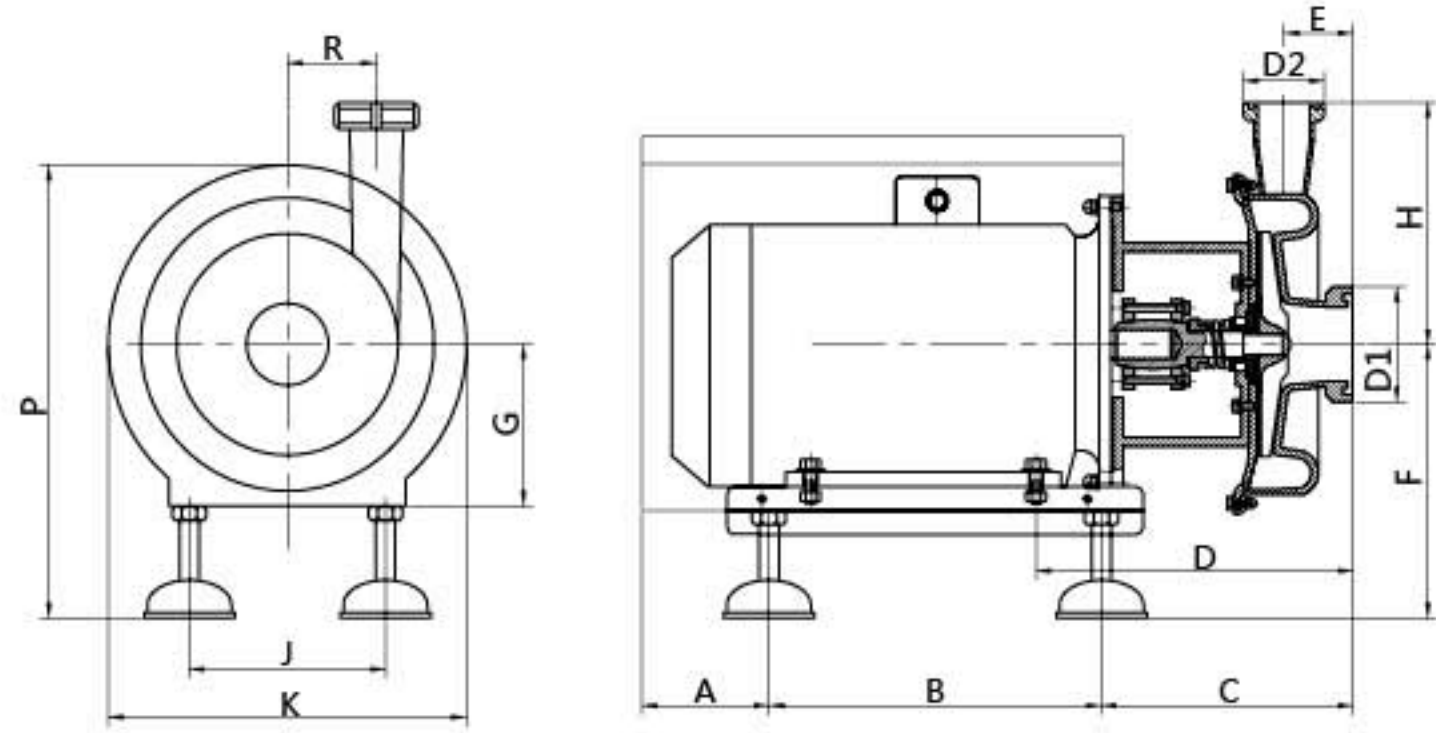


A: 水冷双端面机械密封
Water cooling double end mechanical seal



单端面机械密封
Single end mechanical seal

GKH 系列卫生离心泵 GKH sanitary centrifugal pump

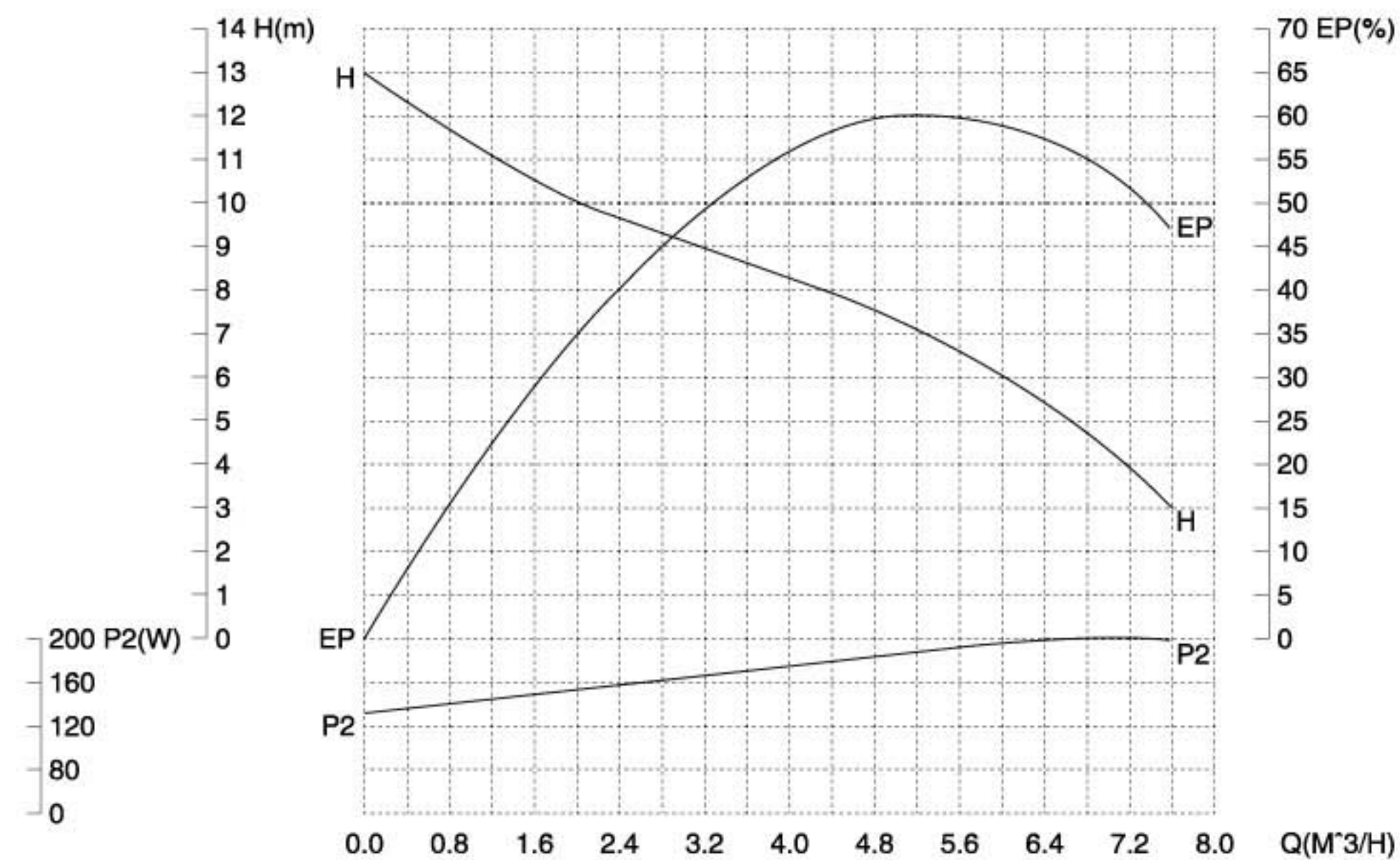


GKH 系列技术参数说明 GKH technical data

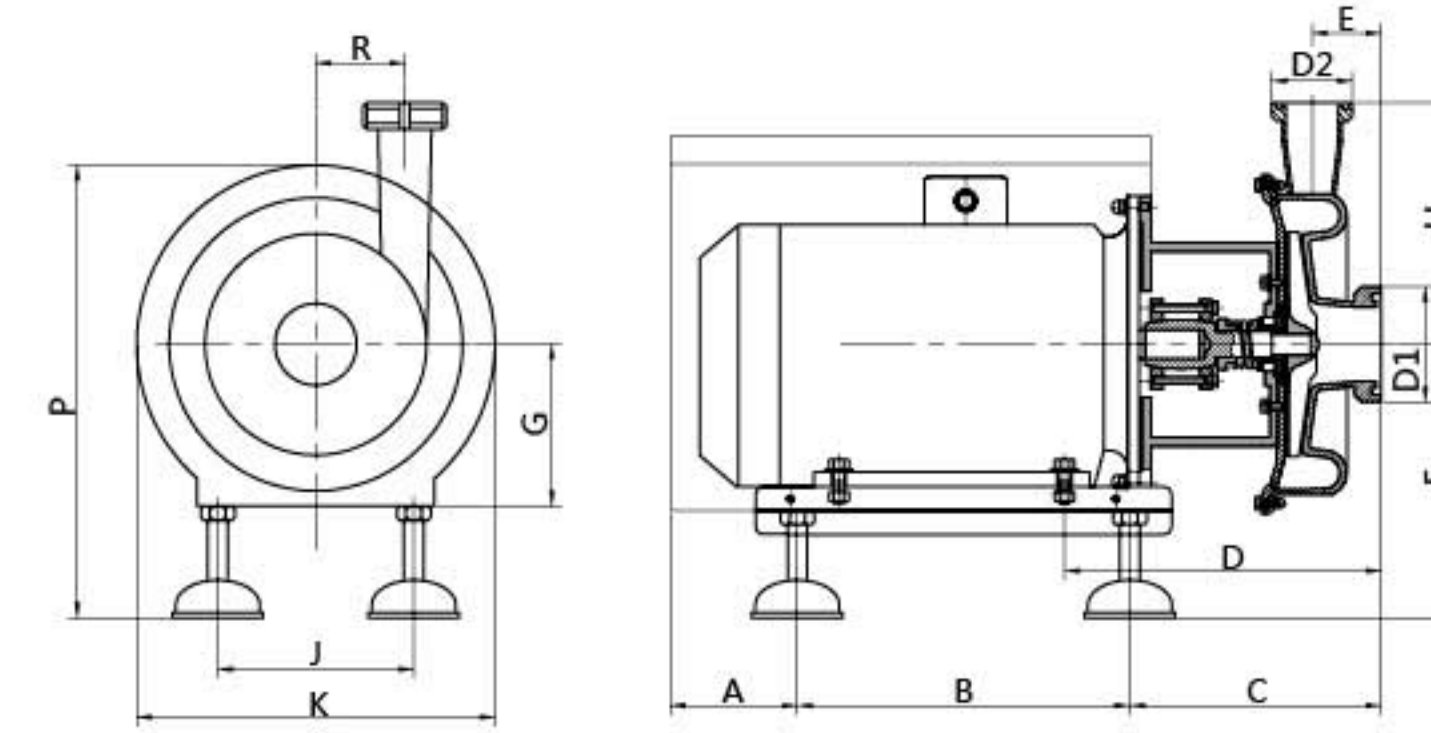
	A	B	C	D	E	F	G	H	K	J	R	P	KG
0.37KW	67	192	112	162	42	143/173	71	106	220	146	43	280/310	18

介质: 20℃清水 误差: ±5% Medium: 20℃ clean water Error: ±5%	转速: 2900RPM 频率: 50Hz Rotating Speed: 2900RPM Frequency: 50Hz	叶轮直径: 最大 φ 110 mm Impeller diameter: maximum φ 110 mm	进口直径: D1 φ 32 mm 出口直径: D2 φ 25 mm Inlet Diameter: D1 φ 32 mm Outlet Diameter: D2 φ 25 mm
---	---	--	---

性能曲线 Performance curve



GKH 系列卫生离心泵 GKH sanitary centrifugal pump

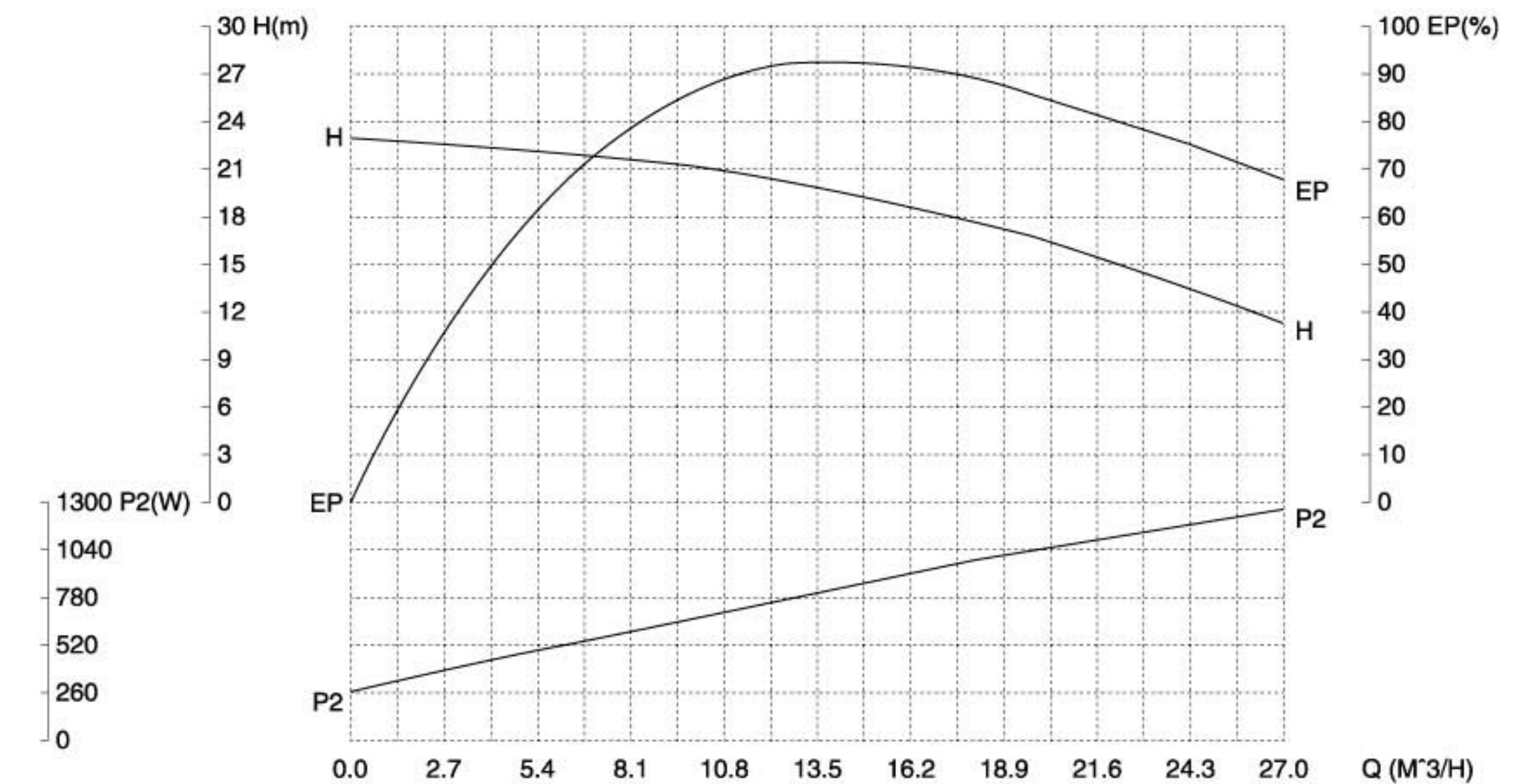


GKH 系列技术参数说明 GKH technical data

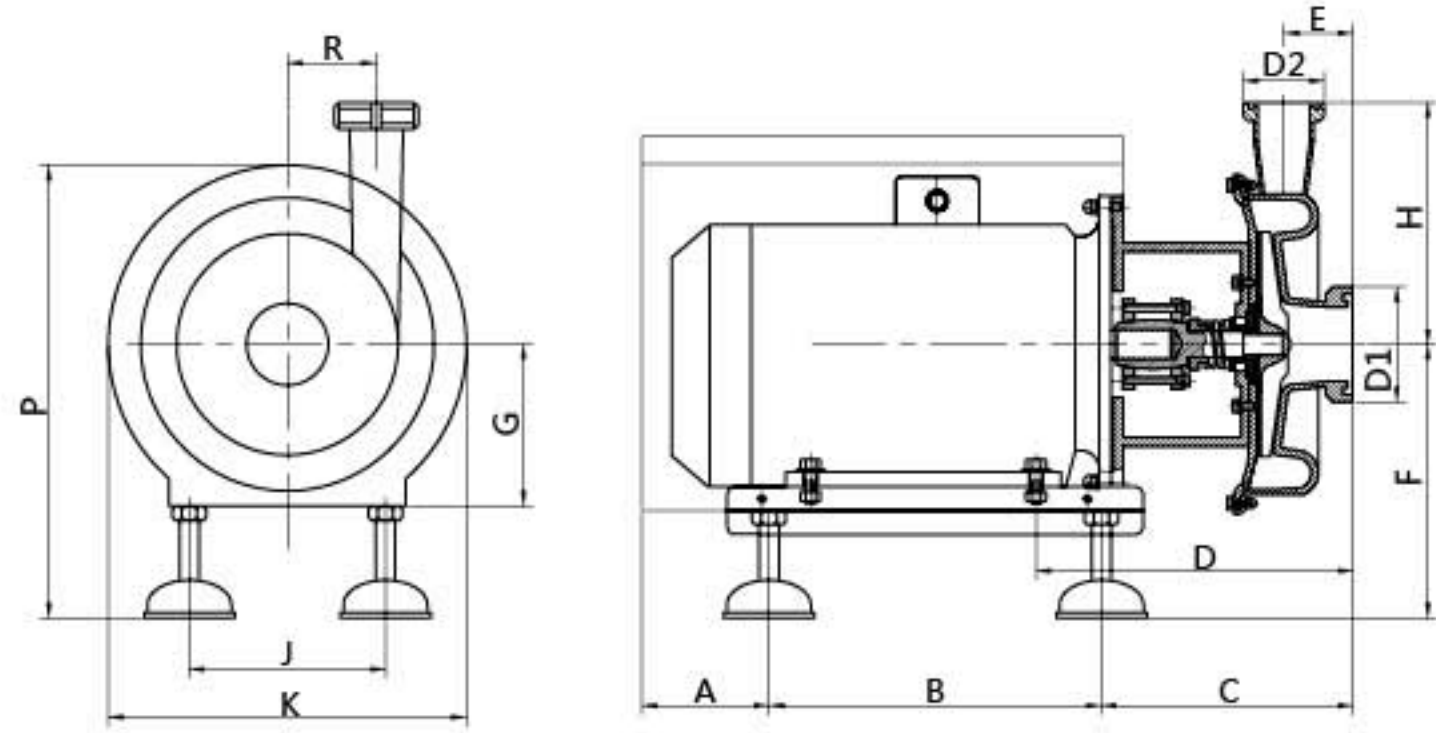
	A	B	C	D	E	F	G	H	K	J	R	P	KG
0.75KW	72	239	141	200	45	137/177	80	158	240/260	185	62	270/310	26

介质: 20℃清水 误差: ±5% Medium: 20℃ clean water Error: ±5%	转速: 2900RPM 频率: 50Hz Rotating Speed: 2900RPM Frequency: 50Hz	叶轮直径: 最大 φ 130 mm Impeller diameter: maximum φ 130 mm	进口直径: D1 φ 38 mm 出口直径: D2 φ 32 mm Inlet Diameter: D1 φ 38 mm Outlet Diameter: D2 φ 32 mm
---	---	--	---

性能曲线 Performance curve



GKH 系列卫生离心泵 GKH sanitary centrifugal pump

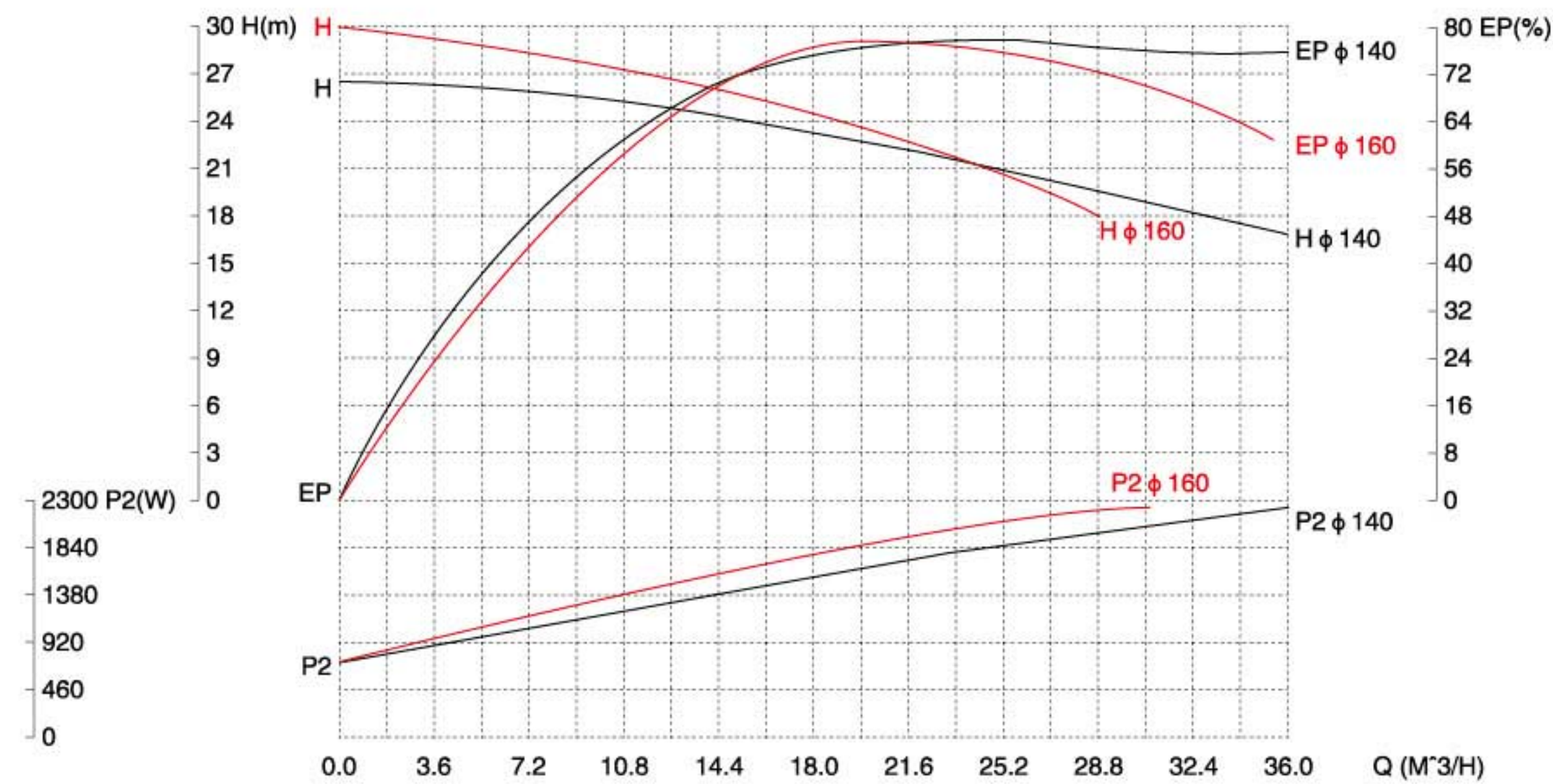


GKH 系列技术参数说明 GKH technical data

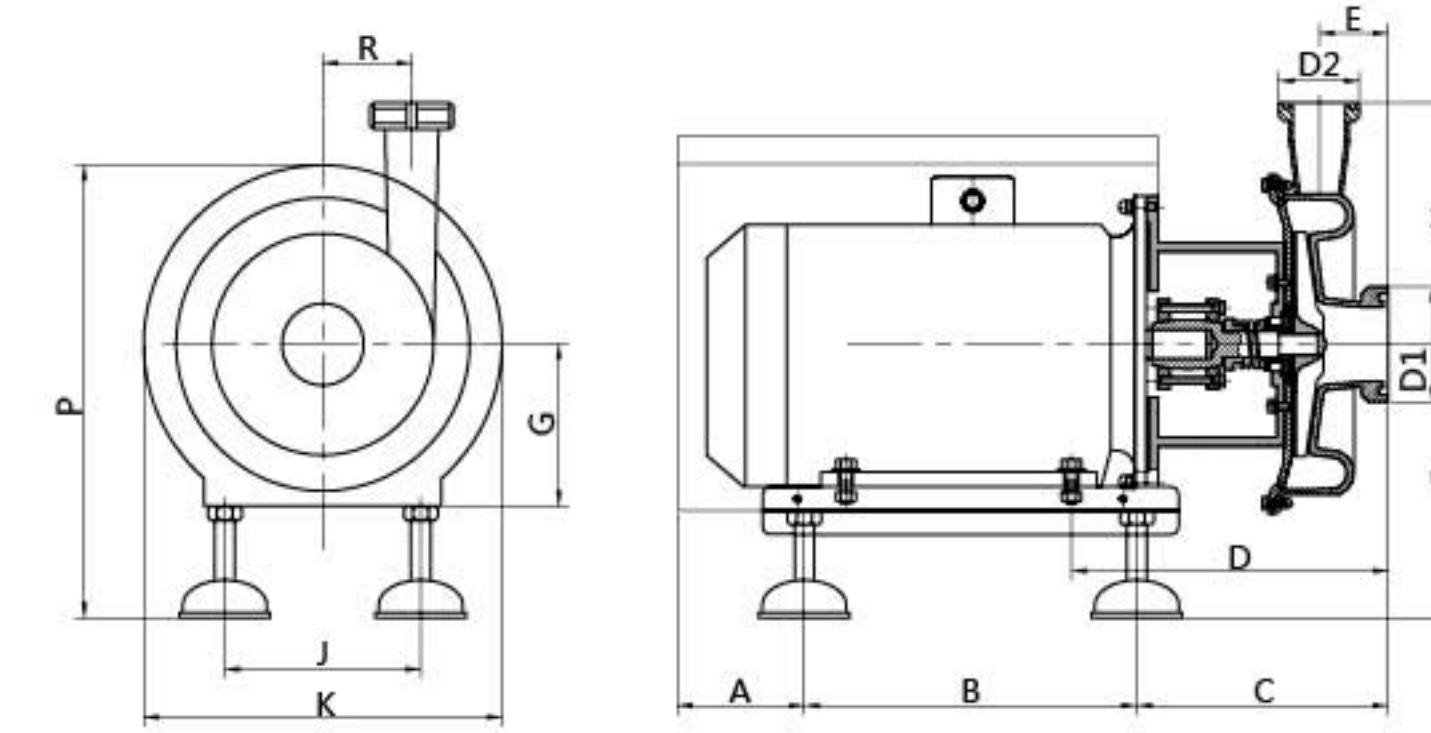
	A	B	C	D	E	F	G	H	K	J	R	P	KG
1.5KW	100	260	143	240	45	140/200	90	182	240/275	175	88	295/355	36

介质: 20℃清水 误差: ±5% Medium: 20℃ clean water Error: ±5%	转速: 2900RPM 频率: 50Hz Rotating Speed: 2900RPM Frequency: 50Hz	叶轮直径: 最大 φ 160 mm 最小 φ 140 mm Impeller diameter: maximum φ 160 mm minimum φ 140 mm	进口直径: D1 φ 51/38 mm 出口直径: D2 φ 38/32 mm Inlet Diameter: D1 φ 51/38 mm Outlet Diameter: D2 φ 38/32 mm
---	---	---	---

性能曲线 Performance curve



GKH 系列卫生离心泵 GKH sanitary centrifugal pump

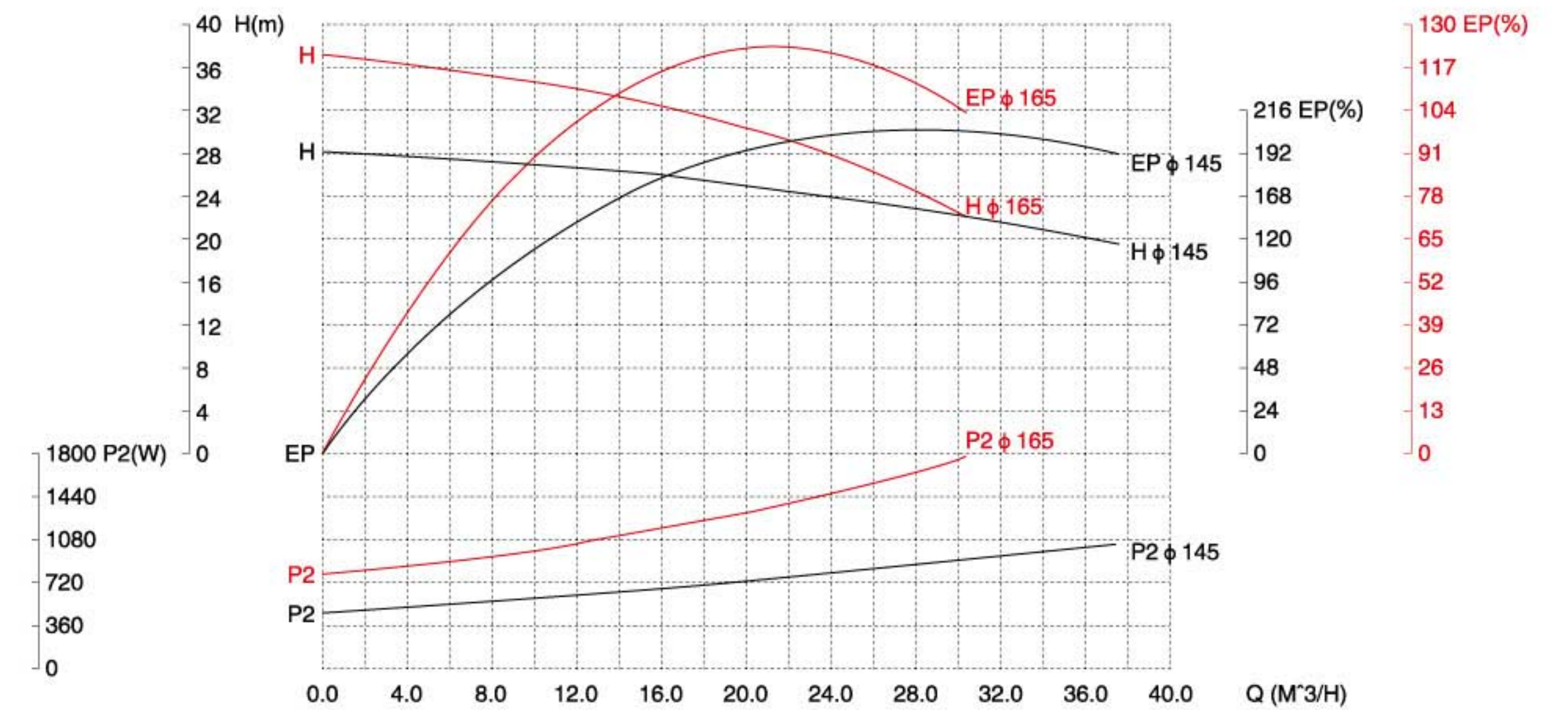


GKH 系列技术参数说明 GKH technical data

	A	B	C	D	E	F	G	H	K	J	R	P	KG
2.2KW	100	260	143	240	45	140/200	90	182	240/275	175	88	295/355	39

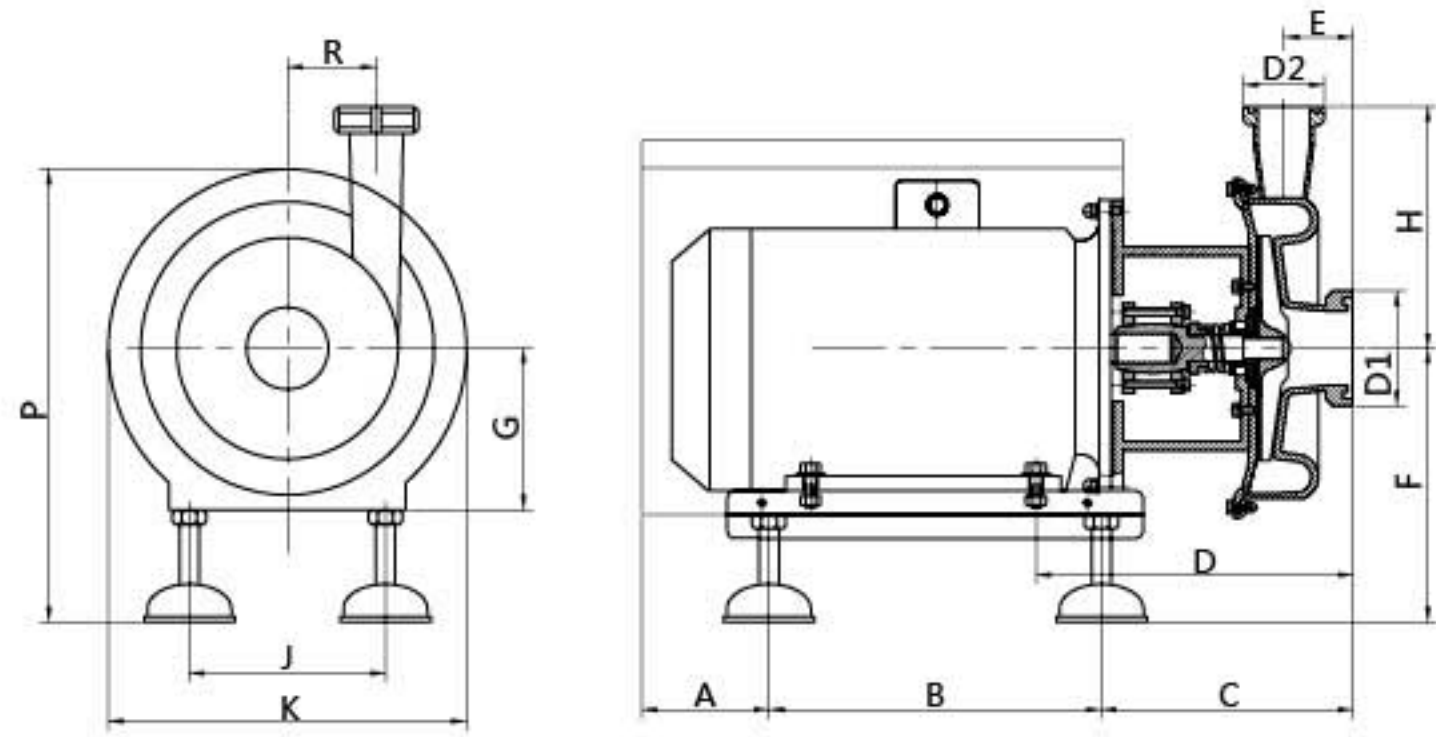
介质: 20℃清水 误差: ±5% Medium: 20℃ clean water Error: ±5%	转速: 2900RPM 频率: 50Hz Rotating Speed: 2900RPM Frequency: 50Hz	叶轮直径: 最大 φ 165 mm 最小 φ 145 mm Impeller diameter: maximum φ 165 mm minimum φ 145 mm	进口直径: D1 φ 51/38 mm 出口直径: D2 φ 38/32 mm Inlet Diameter: D1 φ 51/38 mm Outlet Diameter: D2 φ 38/32 mm
---	---	---	---

性能曲线 Performance curve



GKH 系列卫生离心泵

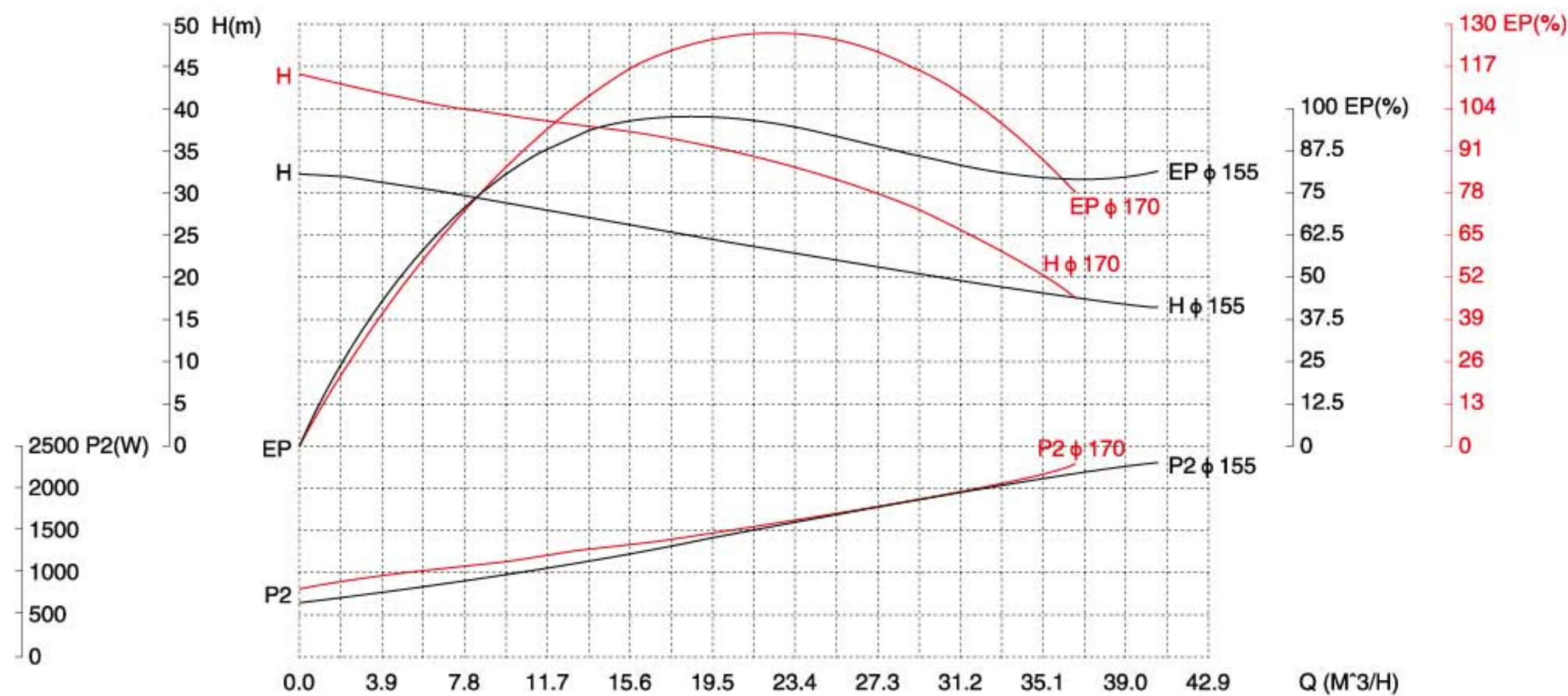
GKH sanitary centrifugal pump



GKH 系列技术参数说明 GKH technical data													
	A	B	C	D	E	F	G	H	K	J	R	P	KG
3KW	115	290	179	267	53	150/215	100	206	290/345	227	107	345/405	57

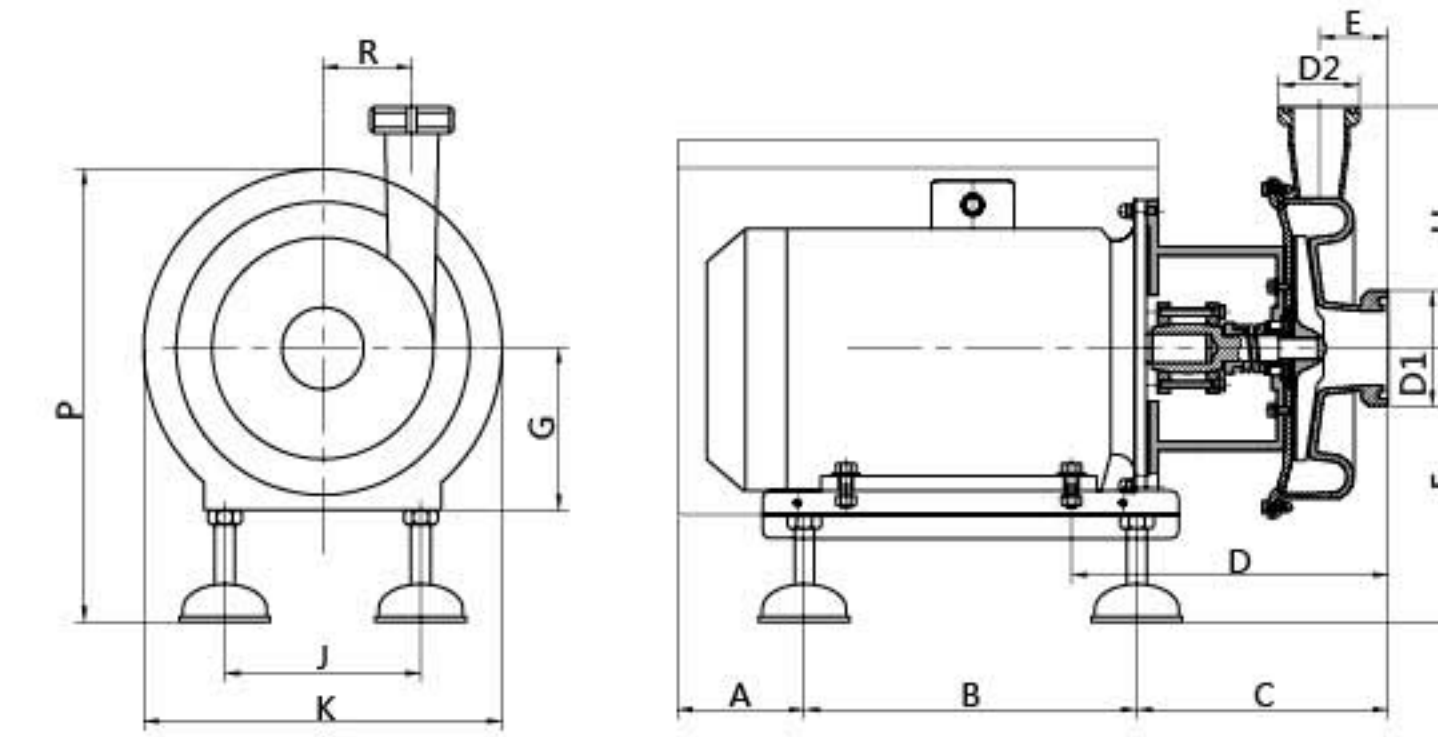
介质: 20℃清水 误差: ±5% Medium: 20℃ clean water Error: ±5%	转速: 2900RPM 频率: 50Hz Rotating Speed: 2900RPM Frequency: 50Hz	叶轮直径: 最大 φ 170 mm 最小 φ 155 mm Impeller diameter: maximum φ 170 mm minimum φ 155 mm	进口直径: D1 φ 63/51 mm 出口直径: D2 φ 51/38 mm Inlet Diameter: D1 φ 63/51 mm Outlet Diameter: D2 φ 51/38 mm
---	---	---	---

性能曲线 Performance curve



GKH 系列卫生离心泵

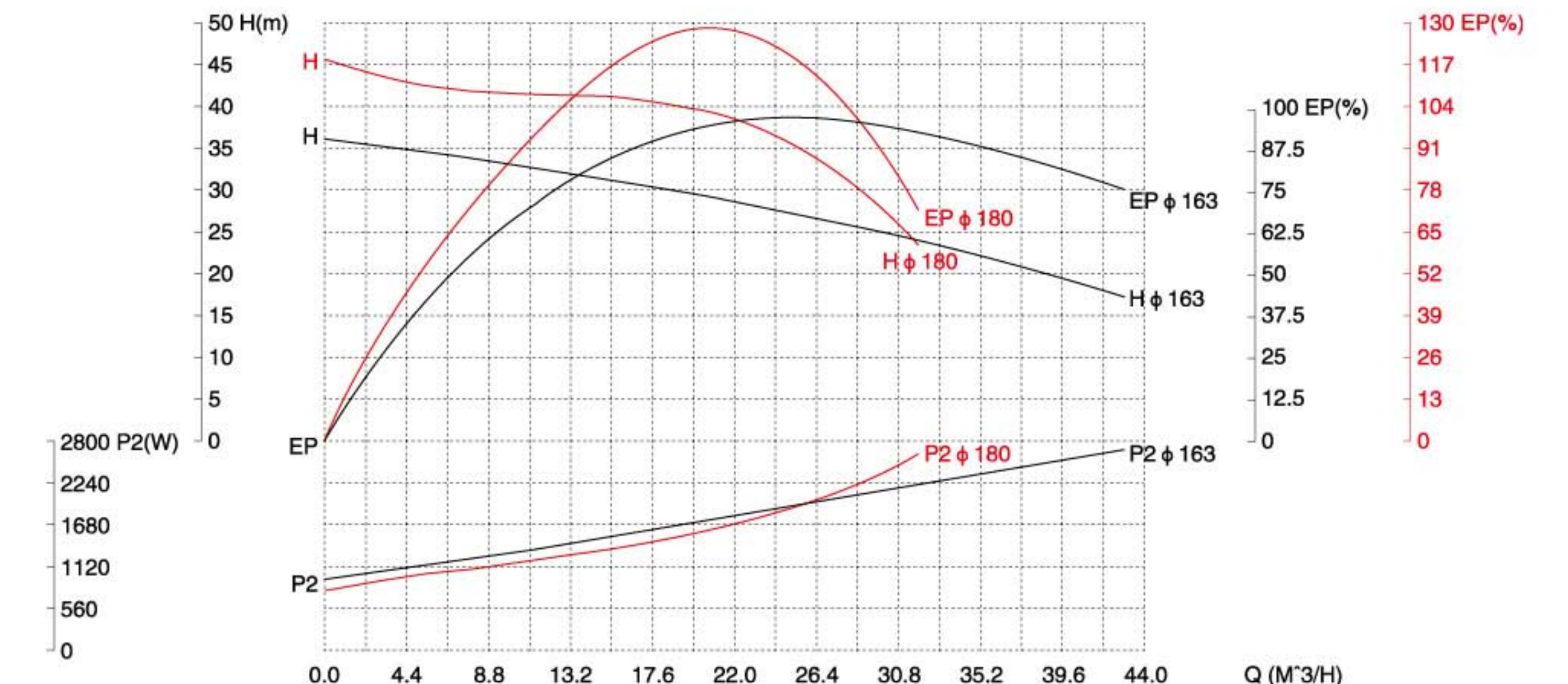
GKH sanitary centrifugal pump



GKH 系列技术参数说明 GKH technical data													
	A	B	C	D	E	F	G	H	K	J	R	P	KG
4KW	115	290	179	274	53	162/227	112	206	290/345	227	107	357/417	67

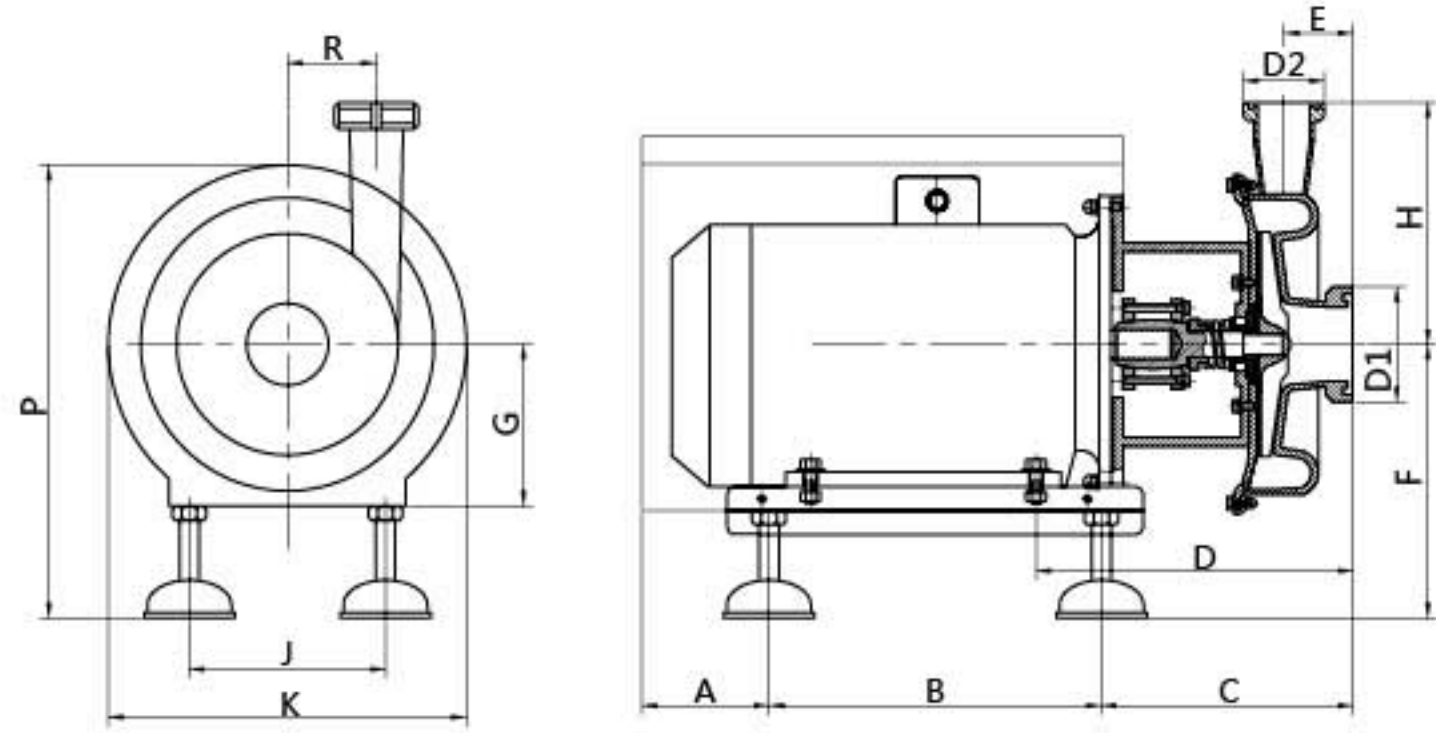
介质: 20℃清水 误差: ±5% Medium: 20℃ clean water Error: ±5%	转速: 2900RPM 频率: 50Hz Rotating Speed: 2900RPM Frequency: 50Hz	叶轮直径: 最大 φ 180 mm 最小 φ 163 mm Impeller diameter: maximum φ 180 mm minimum φ 163 mm	进口直径: D1 φ 63/51 mm 出口直径: D2 φ 51/38 mm Inlet Diameter: D1 φ 63/51 mm Outlet Diameter: D2 φ 51/38 mm
---	---	---	---

性能曲线 Performance curve



GKH 系列卫生离心泵

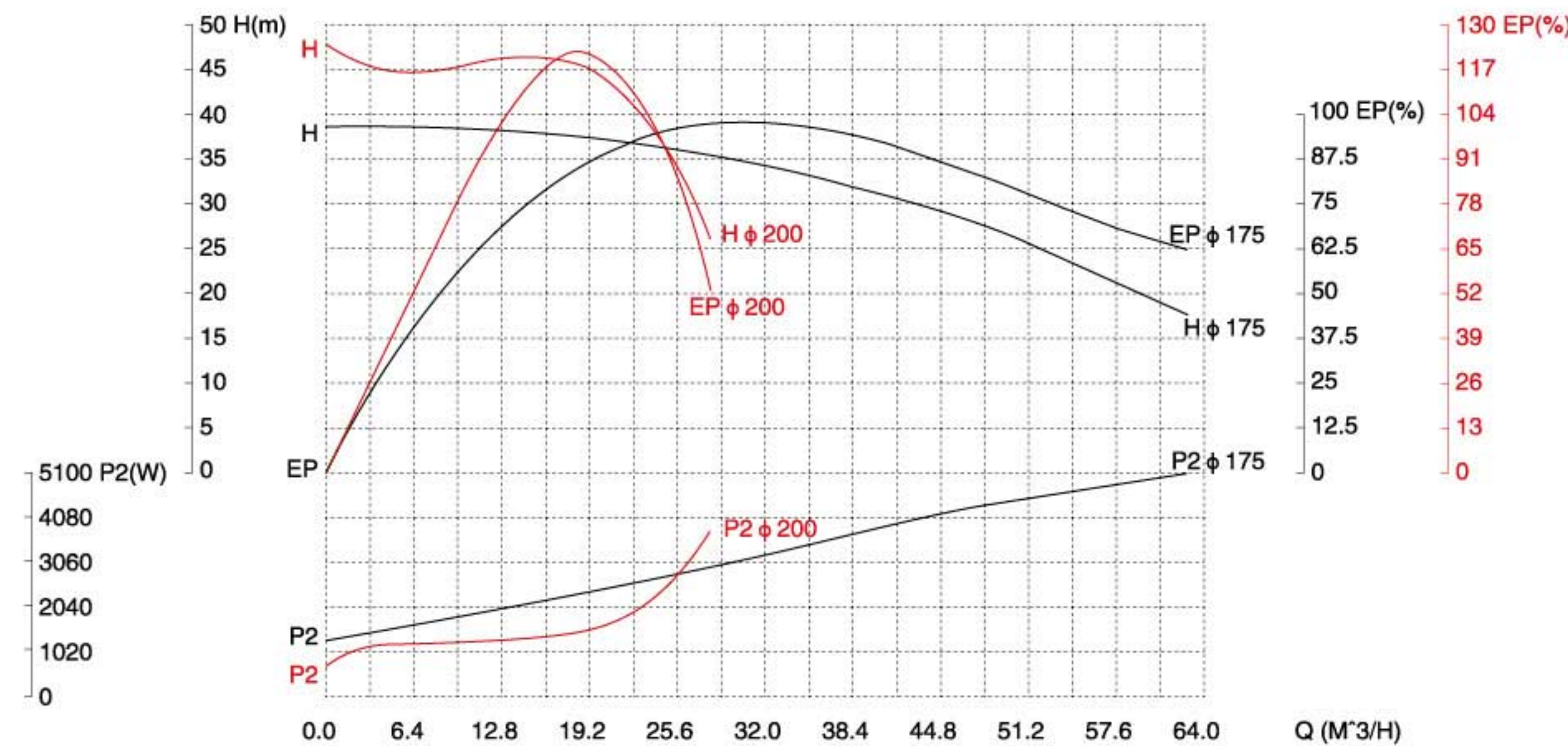
GKH sanitary centrifugal pump



GKH 系列技术参数说明 GKH technical data													
	A	B	C	D	E	F	G	H	K	J	R	P	KG
5.5KW	103	382	185	315	53	180/247	132	226	340/390	260	107	395/455	81

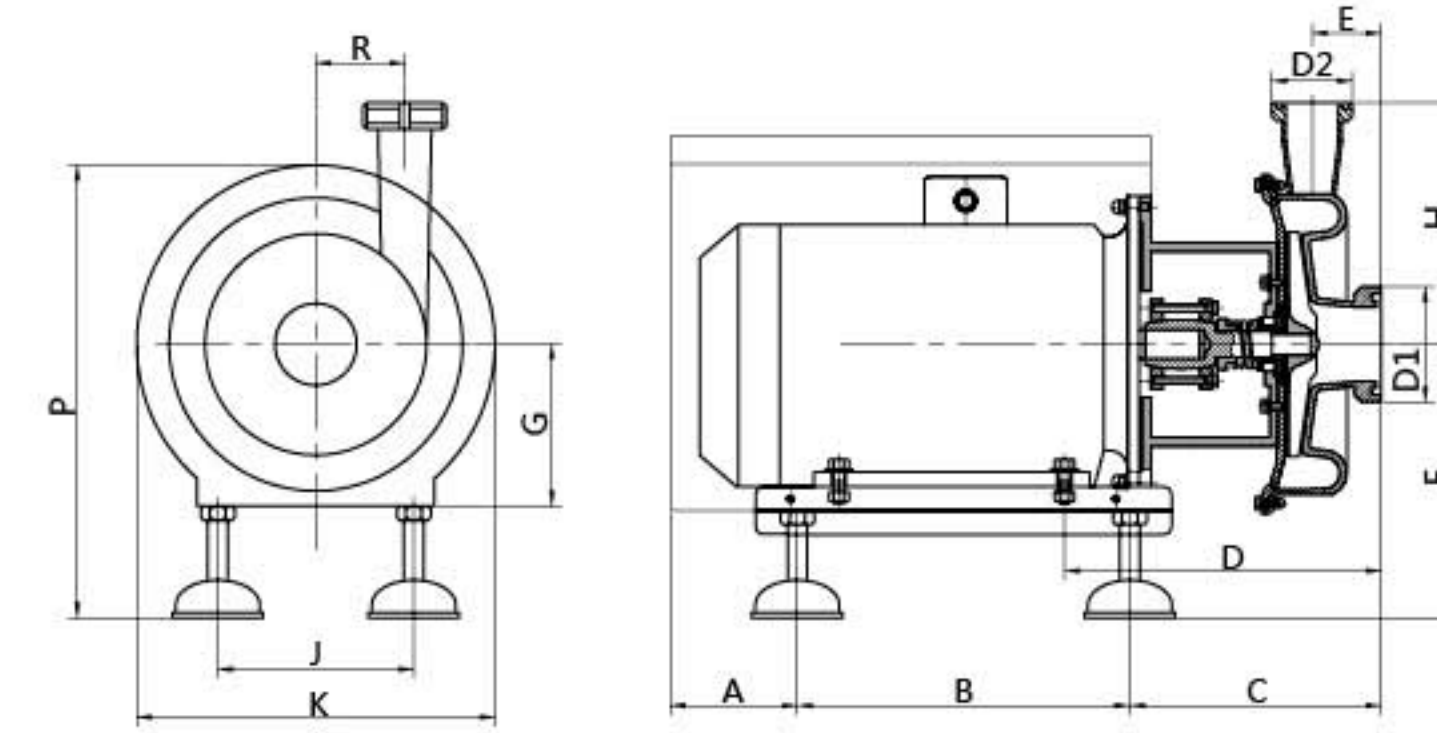
介质: 20℃清水 误差: ±5% Medium: 20℃ clean water Error: ±5%	转速: 2900RPM 频率: 50Hz Rotating Speed: 2900RPM Frequency: 50Hz	叶轮直径: 最大 φ200 mm 最小 φ175 mm Impeller diameter: maximum φ200 mm minimum φ175 mm	进口直径: D1 φ63/51 mm 出口直径: D2 φ51/38 mm Inlet Diameter: D1 φ63/51 mm Outlet Diameter: D2 φ51/38 mm
---	---	---	---

性能曲线 Performance curve



GKH 系列卫生离心泵

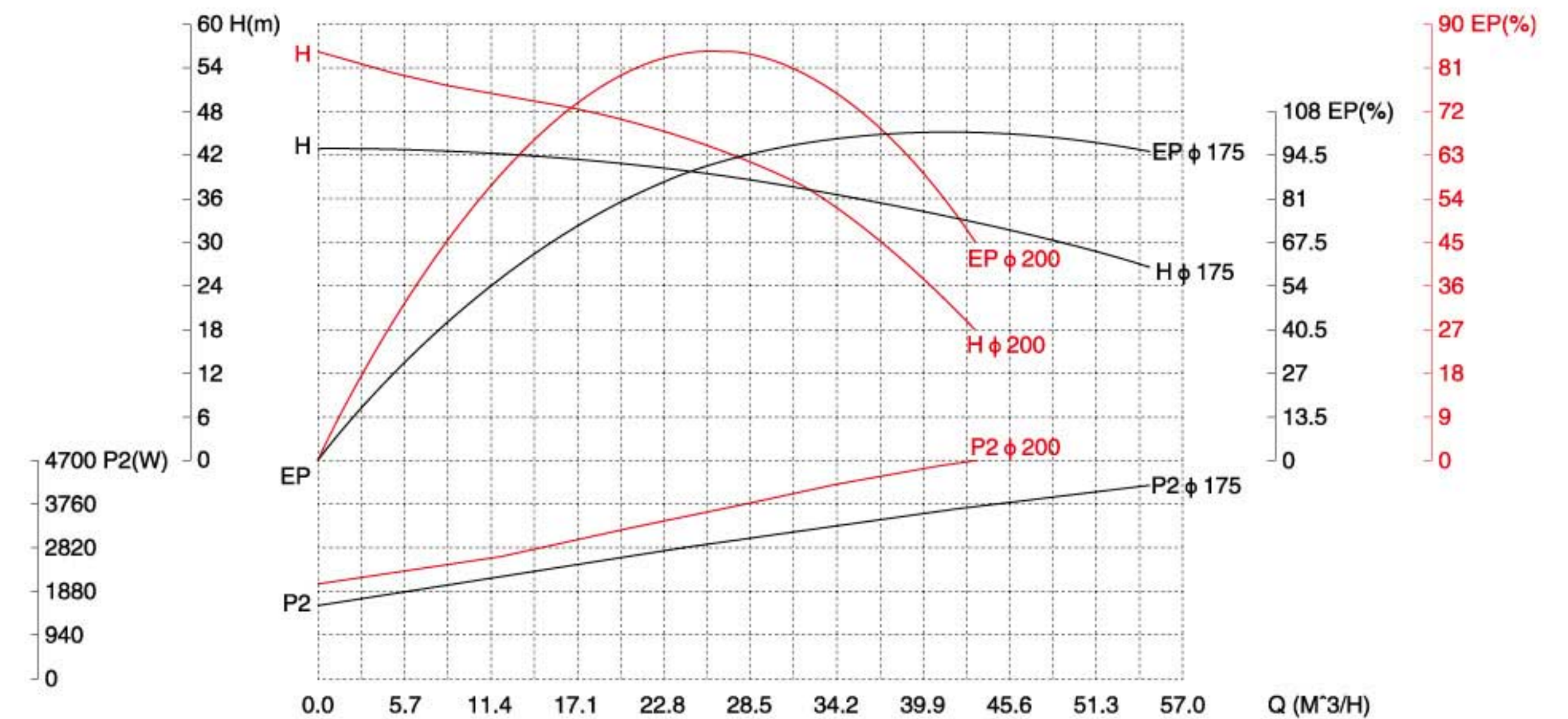
GKH sanitary centrifugal pump



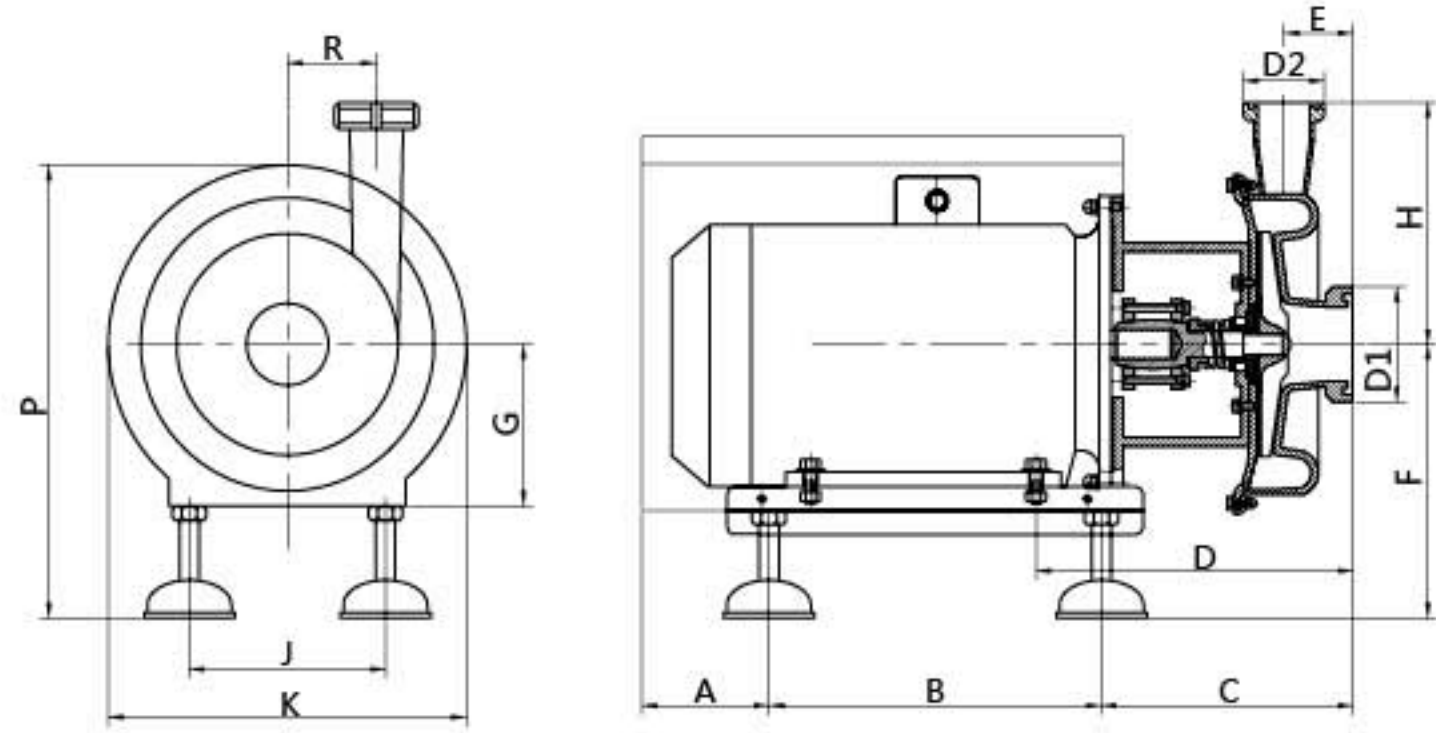
GKH 系列技术参数说明 GKH technical data													
	A	B	C	D	E	F	G	H	K	J	R	P	KG
7.5KW	103	382	185	315	53	180/247	132	226	340/390	260	107	395/455	90

介质: 20℃清水 误差: ±5% Medium: 20℃ clean water Error: ±5%	转速: 2900RPM 频率: 50Hz Rotating Speed: 2900RPM Frequency: 50Hz	叶轮直径: 最大 φ200 mm 最小 φ175 mm Impeller diameter: maximum φ200 mm minimum φ175 mm	进口直径: D1 φ63/51 mm 出口直径: D2 φ51/38 mm Inlet Diameter: D1 φ63/51 mm Outlet Diameter: D2 φ51/38 mm
---	---	---	---

性能曲线 Performance curve



GKH 系列卫生离心泵 GKH sanitary centrifugal pump

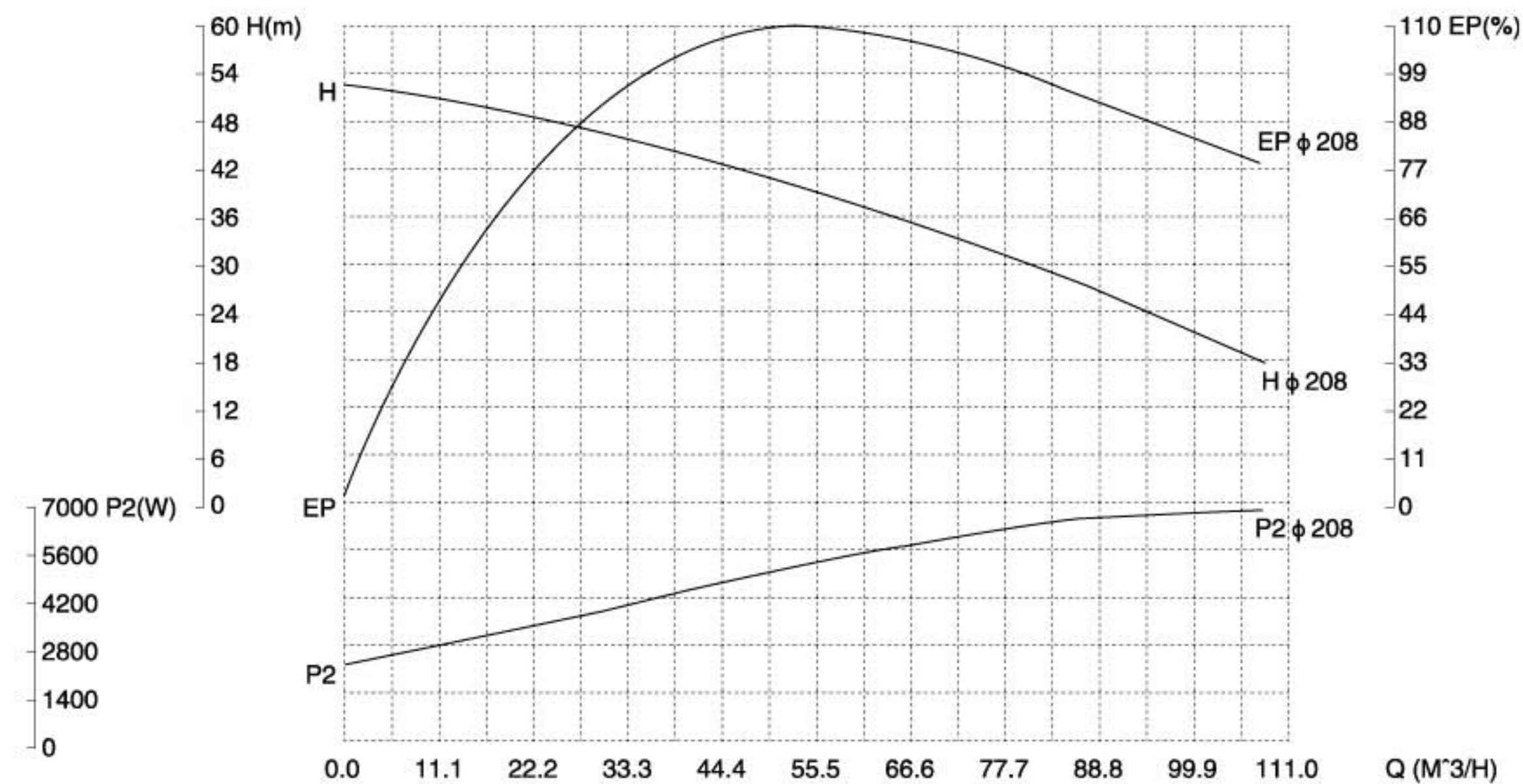


GKH 系列技术参数说明 GKH technical data

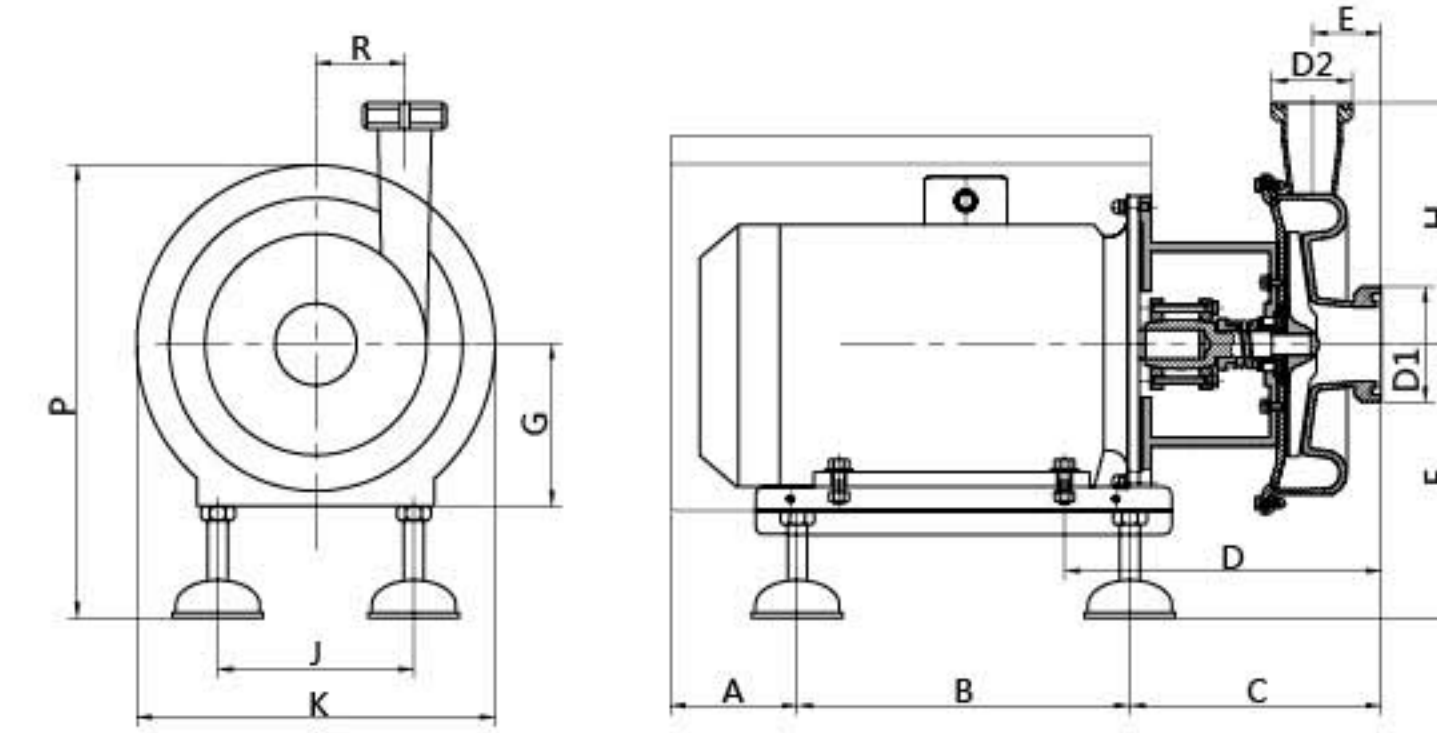
	A	B	C	D	E	F	G	H	K	J	R	P	KG
11KW	132	465	252	374	75	272/315	160	270	420/470	330	131	555/595	166

介质: 20℃清水 误差: ±5% Medium: 20℃ clean water Error: ±5%	转速: 2900RPM 频率: 50Hz Rotating Speed: 2900RPM Frequency: 50Hz	叶轮直径: 最大 φ230 mm 最小 φ208 mm Impeller diameter: maximum φ230 mm minimum φ208 mm	进口直径: D1 φ76 mm 出口直径: D2 φ63 mm Inlet Diameter: D1 φ76 mm Outlet Diameter: D2 φ63 mm
---	---	---	---

性能曲线 Performance curve



GKH 系列卫生离心泵 GKH sanitary centrifugal pump

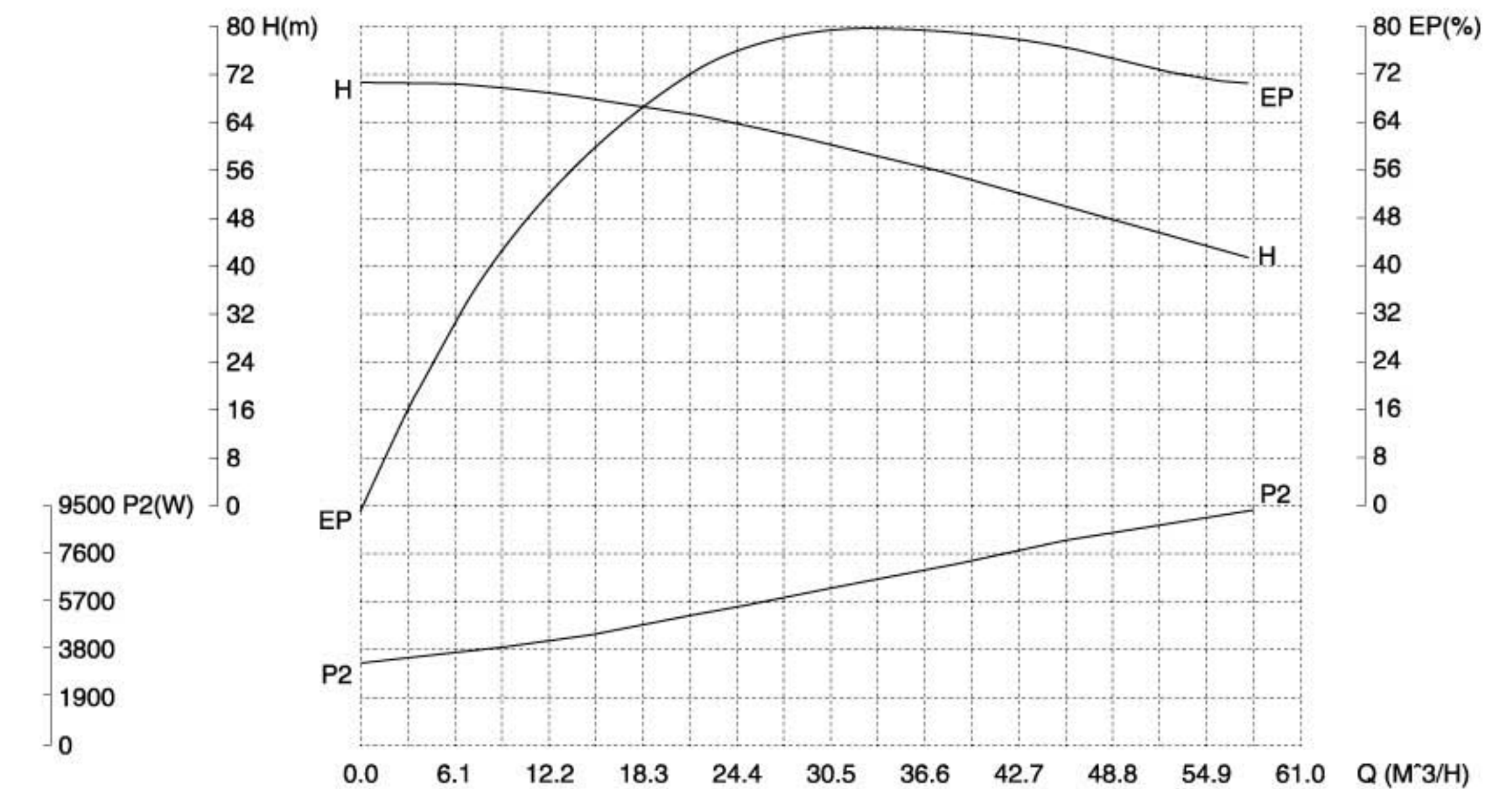


GKH 系列技术参数说明 GKH technical data

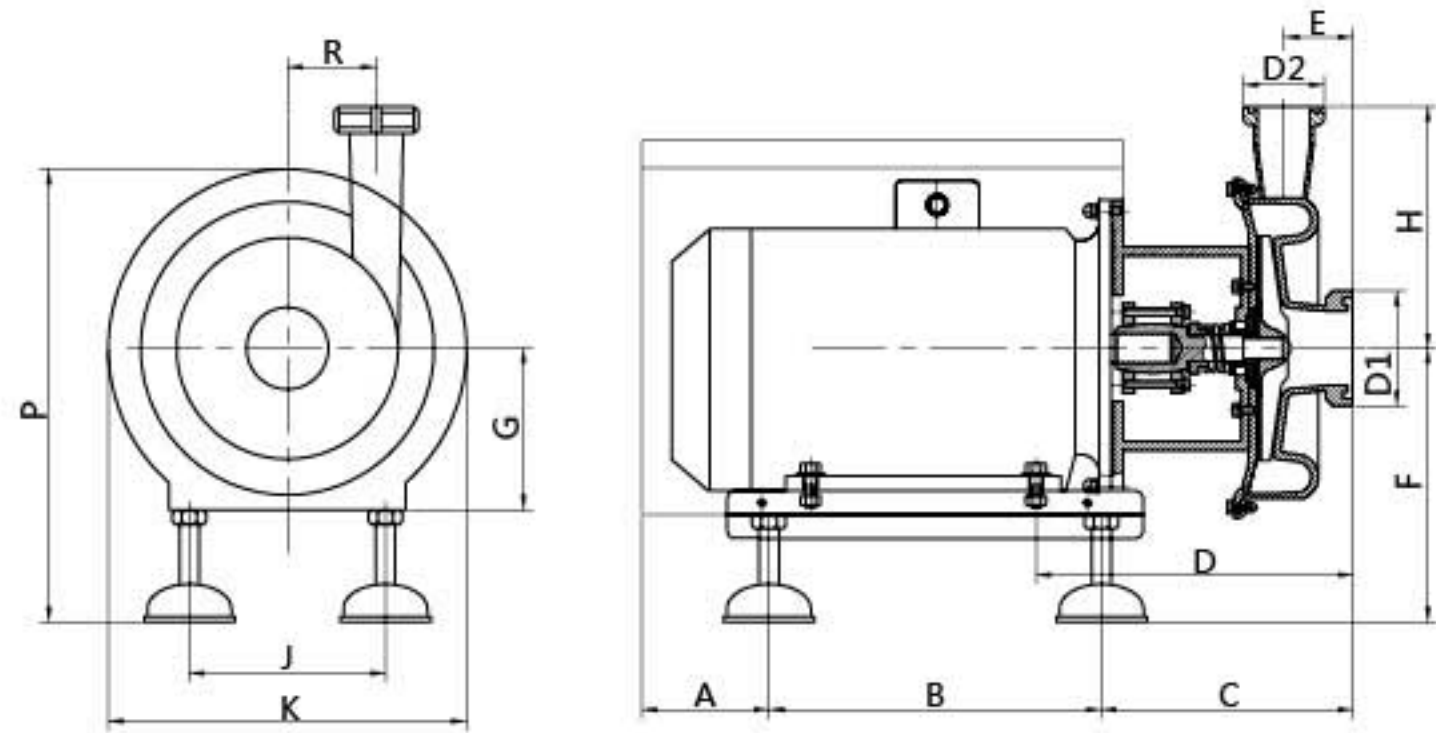
	A	B	C	D	E	F	G	H	K	J	R	P	KG
15KW	132	465	255	374	78	272/315	160	270	420/470	330	131	555/595	175

介质: 20℃清水 误差: ±5% Medium: 20℃ clean water Error: ±5%	转速: 2900RPM 频率: 50Hz Rotating Speed: 2900RPM Frequency: 50Hz	叶轮直径: 最大 φ240 mm Impeller diameter: maximum φ240 mm	进口直径: D1 φ76 mm 出口直径: D2 φ63 mm Inlet Diameter: D1 φ76 mm Outlet Diameter: D2 φ63 mm
---	---	--	---

性能曲线 Performance curve



GKH 系列卫生离心泵 GKH sanitary centrifugal pump

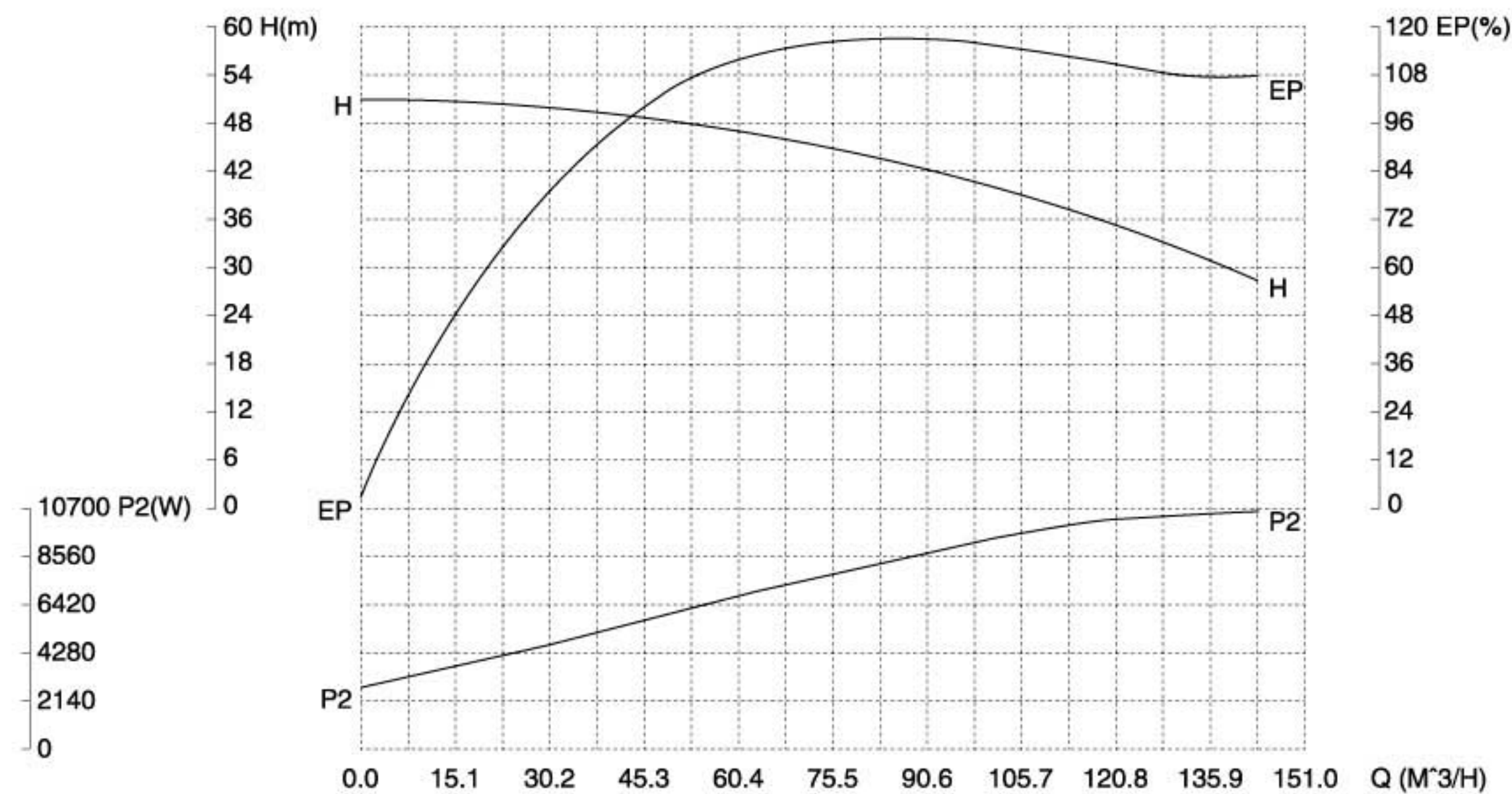


GKH 系列技术参数说明 GKH technical data

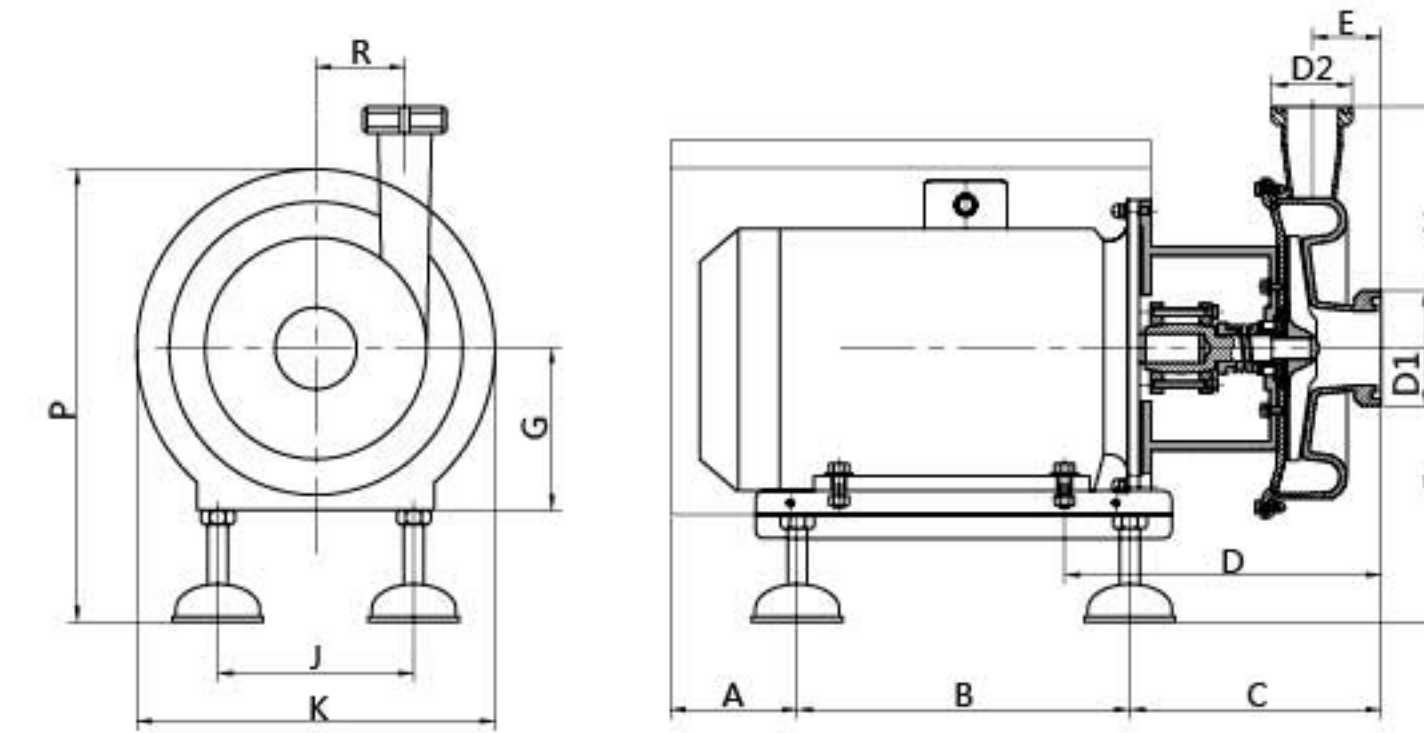
	A	B	C	D	E	F	G	H	K	J	R	P	KG
18.5KW	132	465	255	374	78	272/315	160	270	420/470	330	131	555/595	190

介质: 20℃清水 误差: ±5% Medium: 20℃ clean water Error: ±5%	转速: 2900RPM 频率: 50Hz Rotating Speed: 2900RPM Frequency: 50Hz	叶轮直径: 最大 φ200 mm Impeller diameter: maximum φ200 mm	进口直径: D1 φ76 mm 出口直径: D2 φ76 mm Inlet Diameter: D1 φ76 mm Outlet Diameter: D2 φ76 mm
---	---	--	---

性能曲线 Performance curve



GKH 系列卫生离心泵 GKH sanitary centrifugal pump

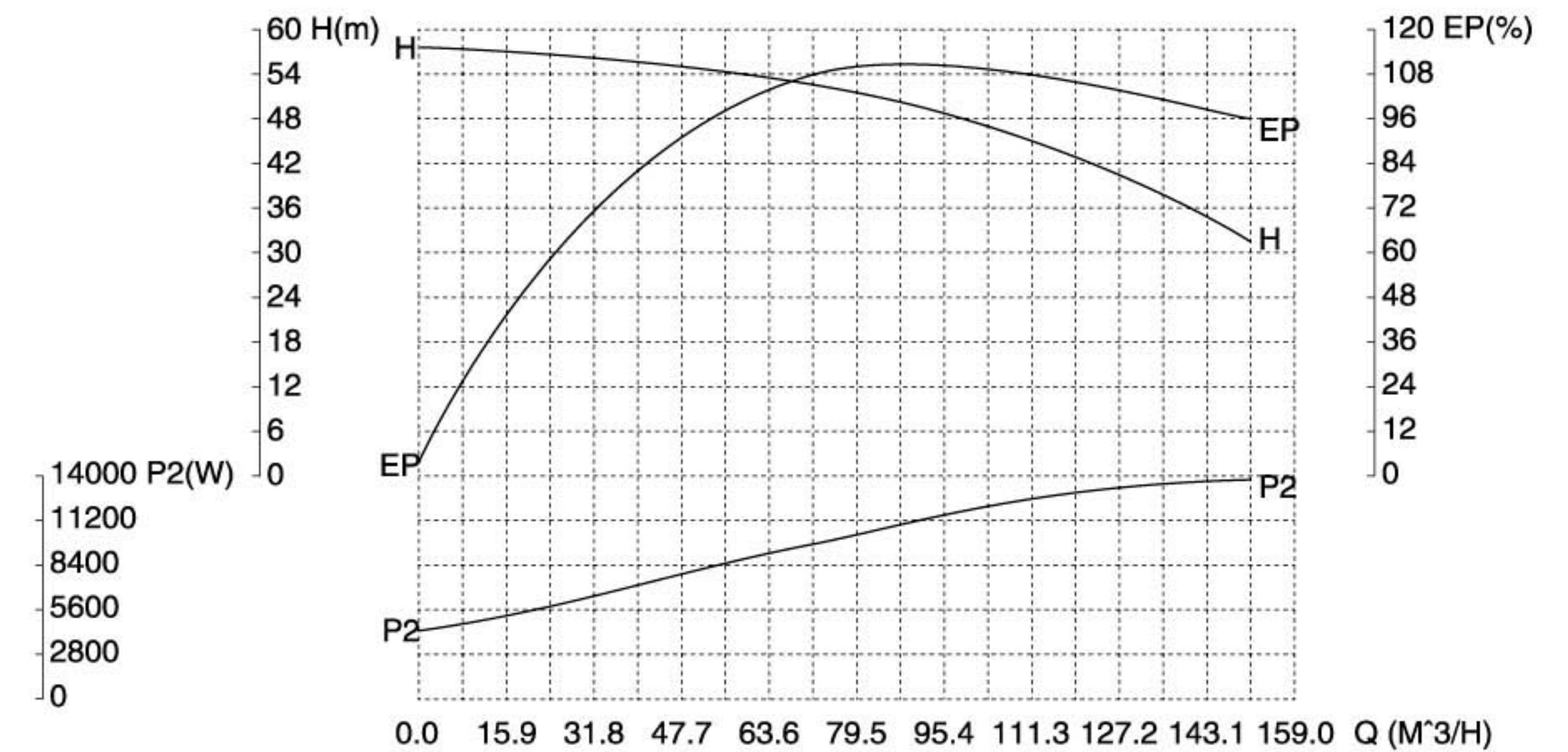


GKH 系列技术参数说明 GKH technical data

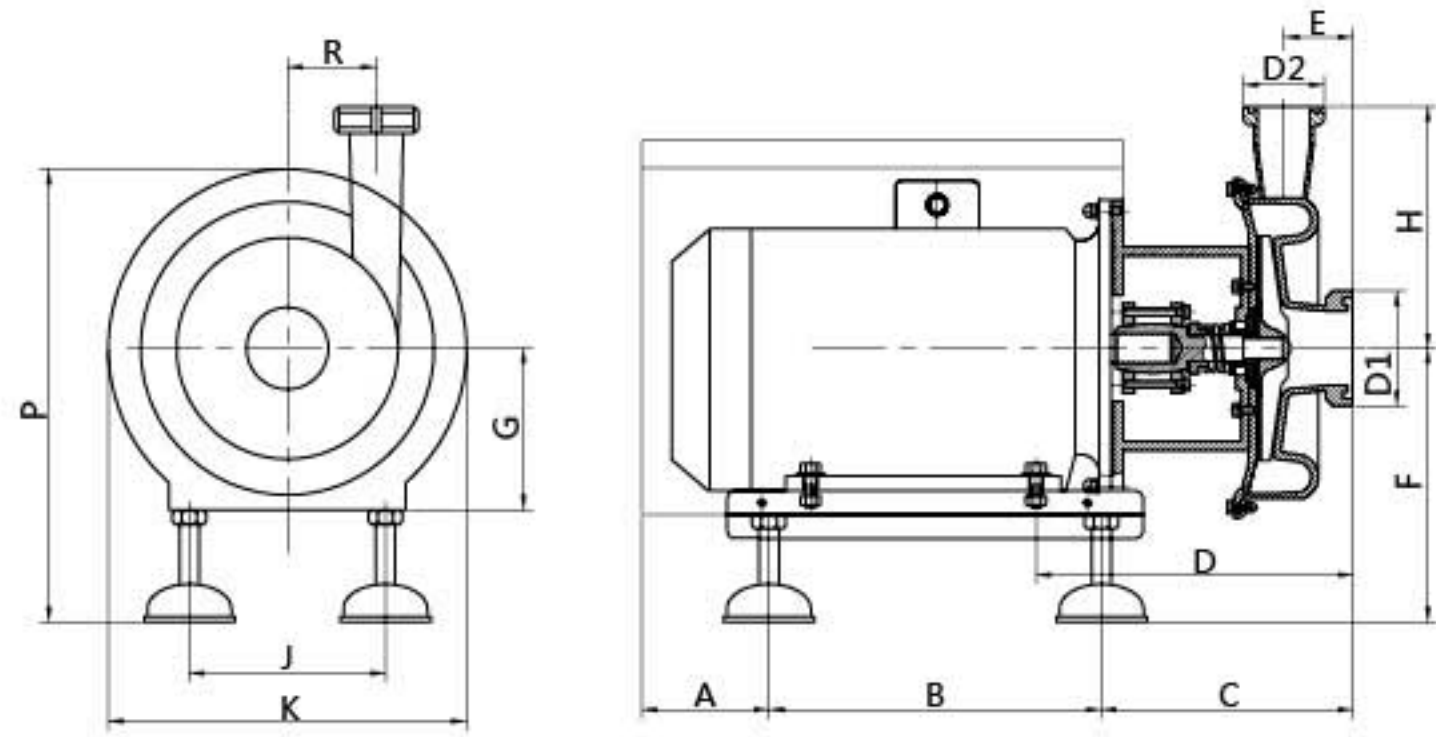
	A	B	C	D	E	F	G	H	K	J	R	P	KG
22KW	132	495	260	386	86	292/335	180	270	420/520	330	131	635/675	238

介质: 20℃清水 误差: ±5% Medium: 20℃ clean water Error: ±5%	转速: 2900RPM 频率: 50Hz Rotating Speed: 2900RPM Frequency: 50Hz	叶轮直径: 最大 φ212 mm Impeller diameter: maximum φ212 mm	进口直径: D1 φ89 mm 出口直径: D2 φ76 mm Inlet Diameter: D1 φ89 mm Outlet Diameter: D2 φ76 mm
---	---	--	---

性能曲线 Performance curve



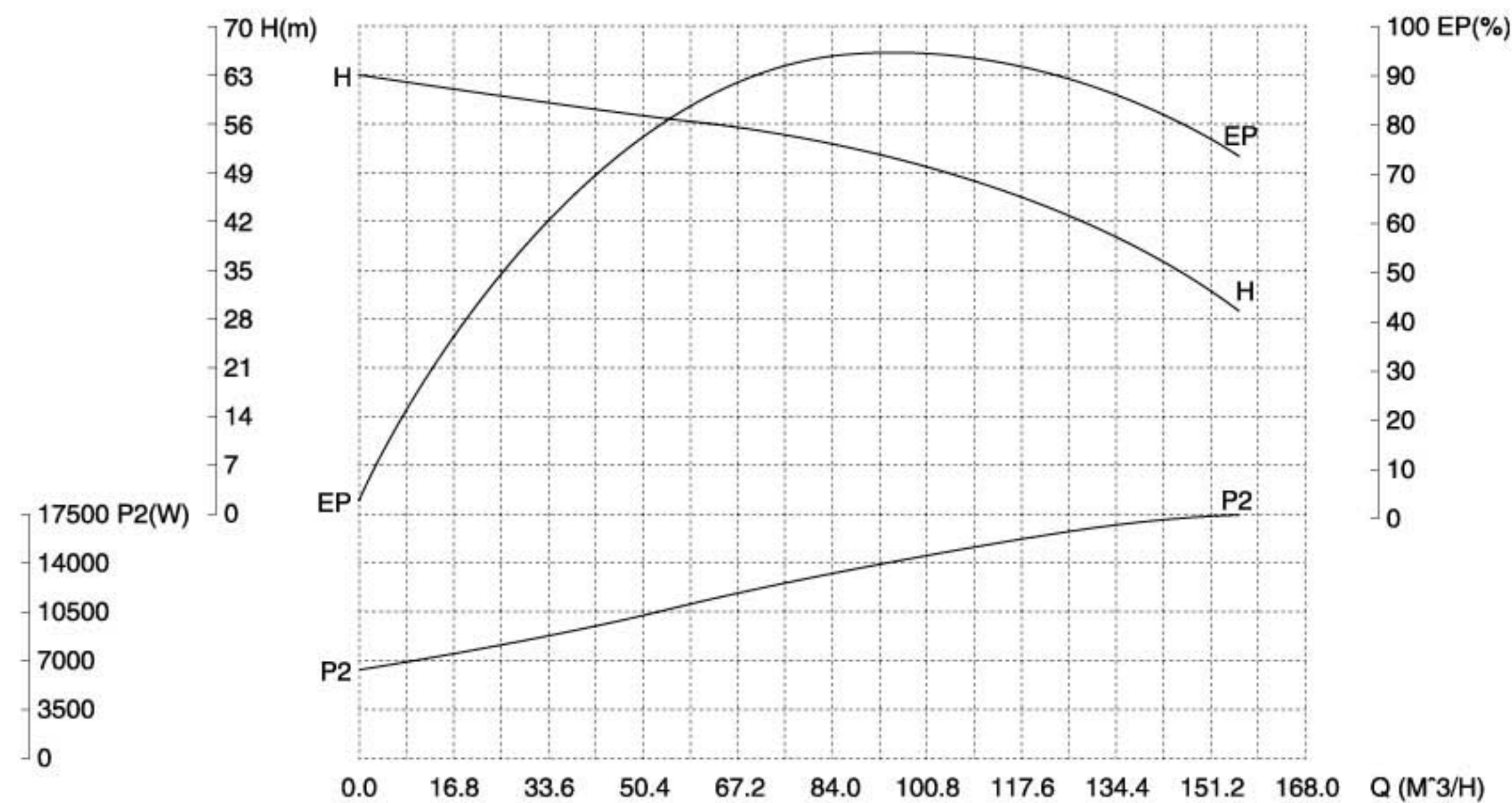
GKH 系列卫生离心泵 GKH sanitary centrifugal pump



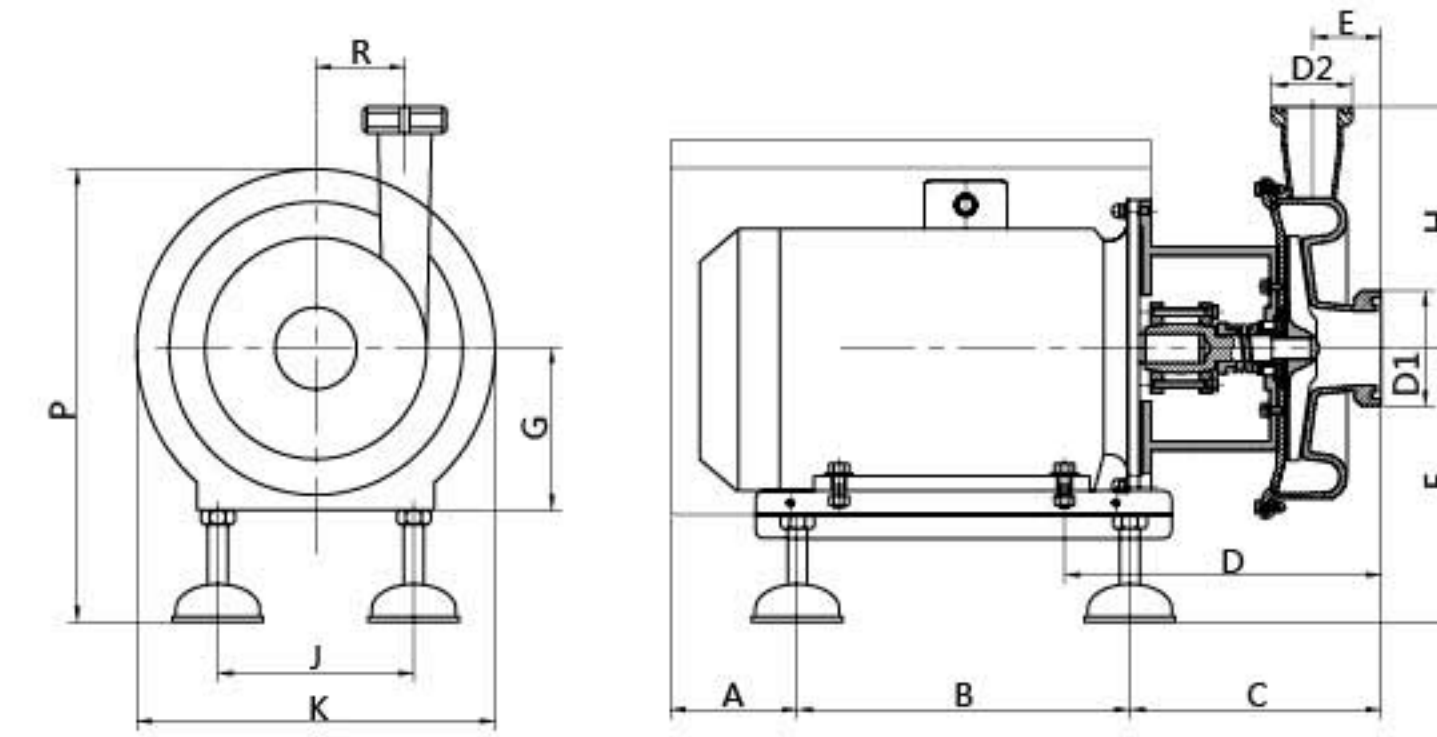
GKH 系列技术参数说明 GKH technical data													
	A	B	C	D	E	F	G	H	K	J	R	P	KG
30KW	135	535	265	498	88	312/355	200	280	470/520	380	125	655/695	290

介质: 20℃清水 误差: ±5% Medium: 20℃ clean water Error: ±5%	转速: 2900RPM 频率: 50Hz Rotating Speed: 2900RPM Frequency: 50Hz	叶轮直径: 最大 φ230 mm Impeller diameter: maximum φ230 mm	进口直径: D1 φ102mm 出口直径: D2 φ89 mm Inlet Diameter: D1 φ102 mm Outlet Diameter: D2 φ89 mm
---	---	--	--

性能曲线 Performance curve



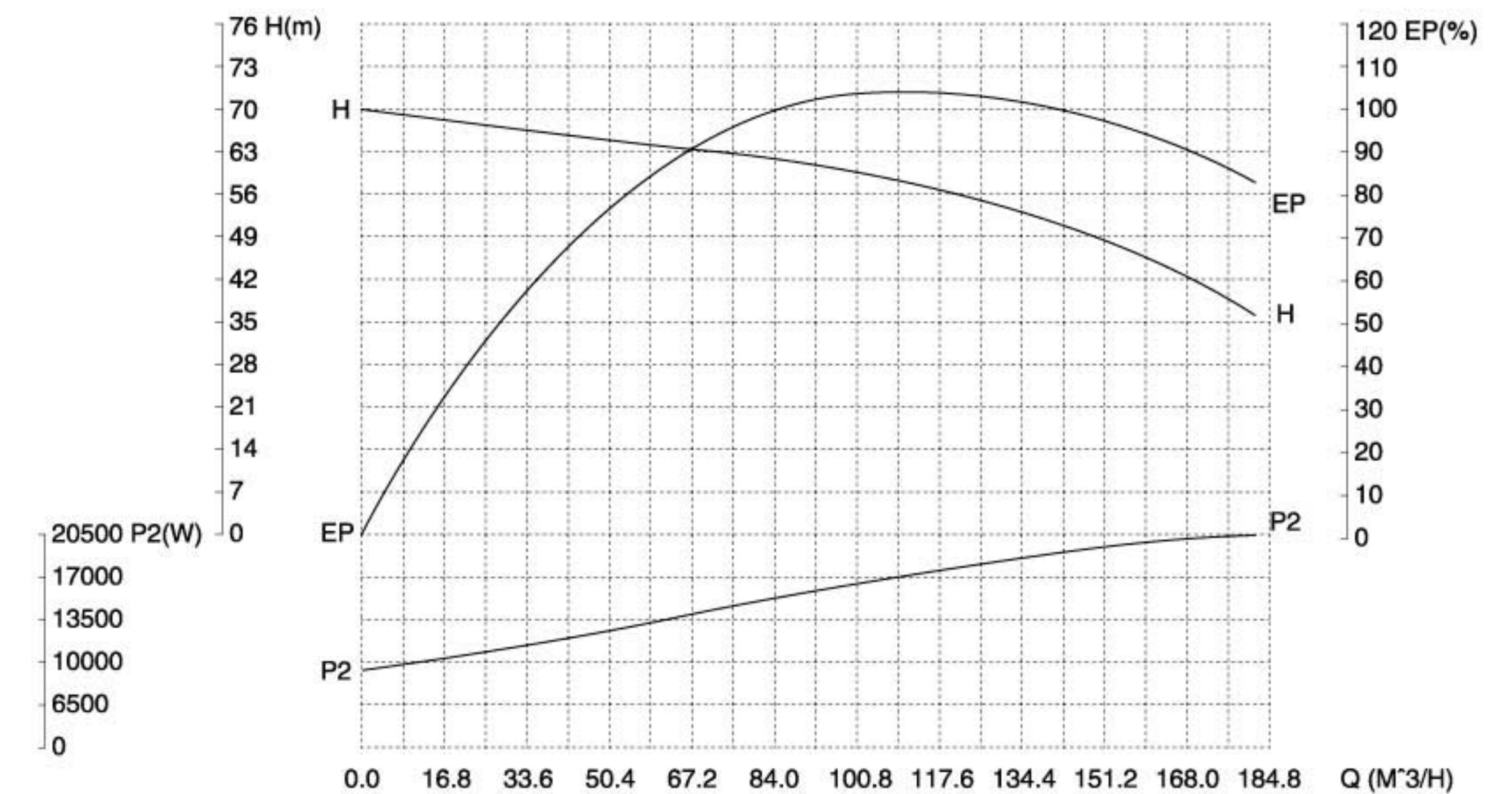
GKH 系列卫生离心泵 GKH sanitary centrifugal pump



GKH 系列技术参数说明 GKH technical data													
	A	B	C	D	E	F	G	H	K	J	R	P	KG
37KW	135	535	265	498	88	312/355	200	280	470/520	380	120	655/695	330

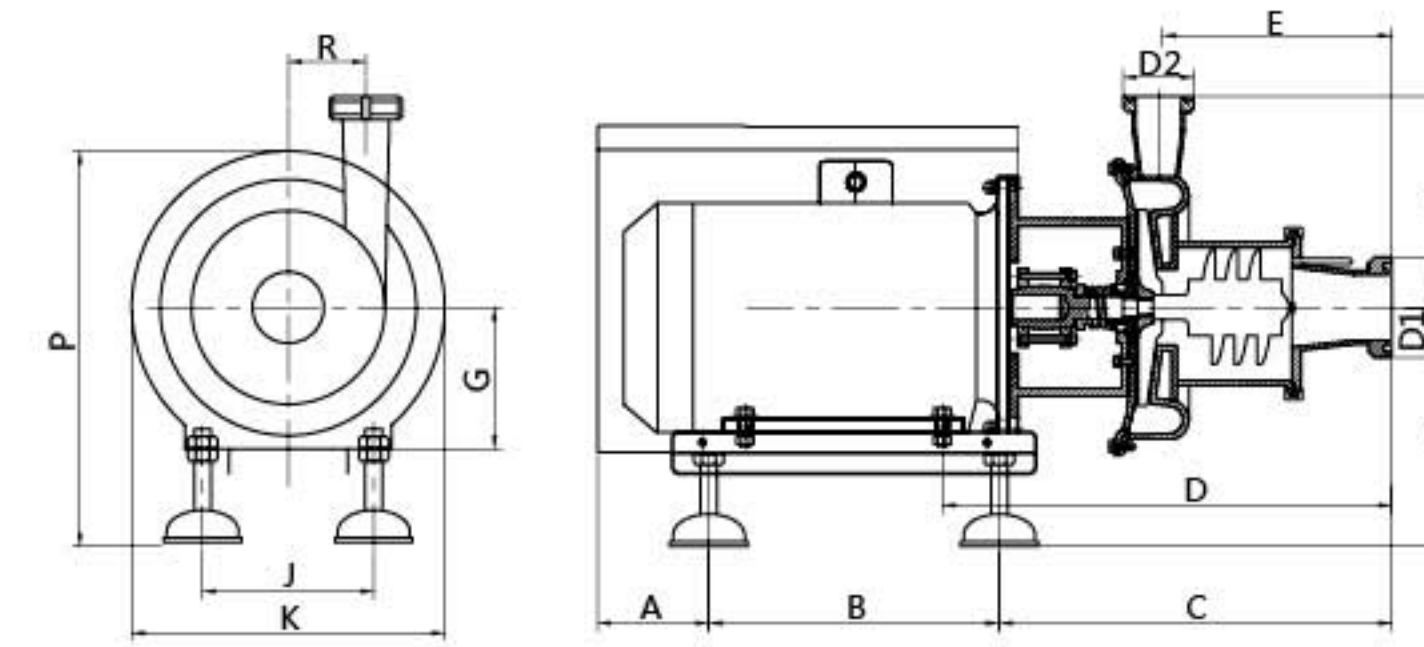
介质: 20℃清水 误差: ±5% Medium: 20℃ clean water Error: ±5%	转速: 2900RPM 频率: 50Hz Rotating Speed: 2900RPM Frequency: 50Hz	叶轮直径: 最大 φ240 mm Impeller diameter: maximum φ240 mm	进口直径: D1 φ102 mm 出口直径: D2 φ102 mm Inlet Diameter: D1 φ102 mm Outlet Diameter: D2 φ102 mm
---	---	--	---

性能曲线 Performance curve



GKH-P 系列

GKH-P 系列卫生自吸离心泵 GKH-P sanitary self-priming centrifugal pump

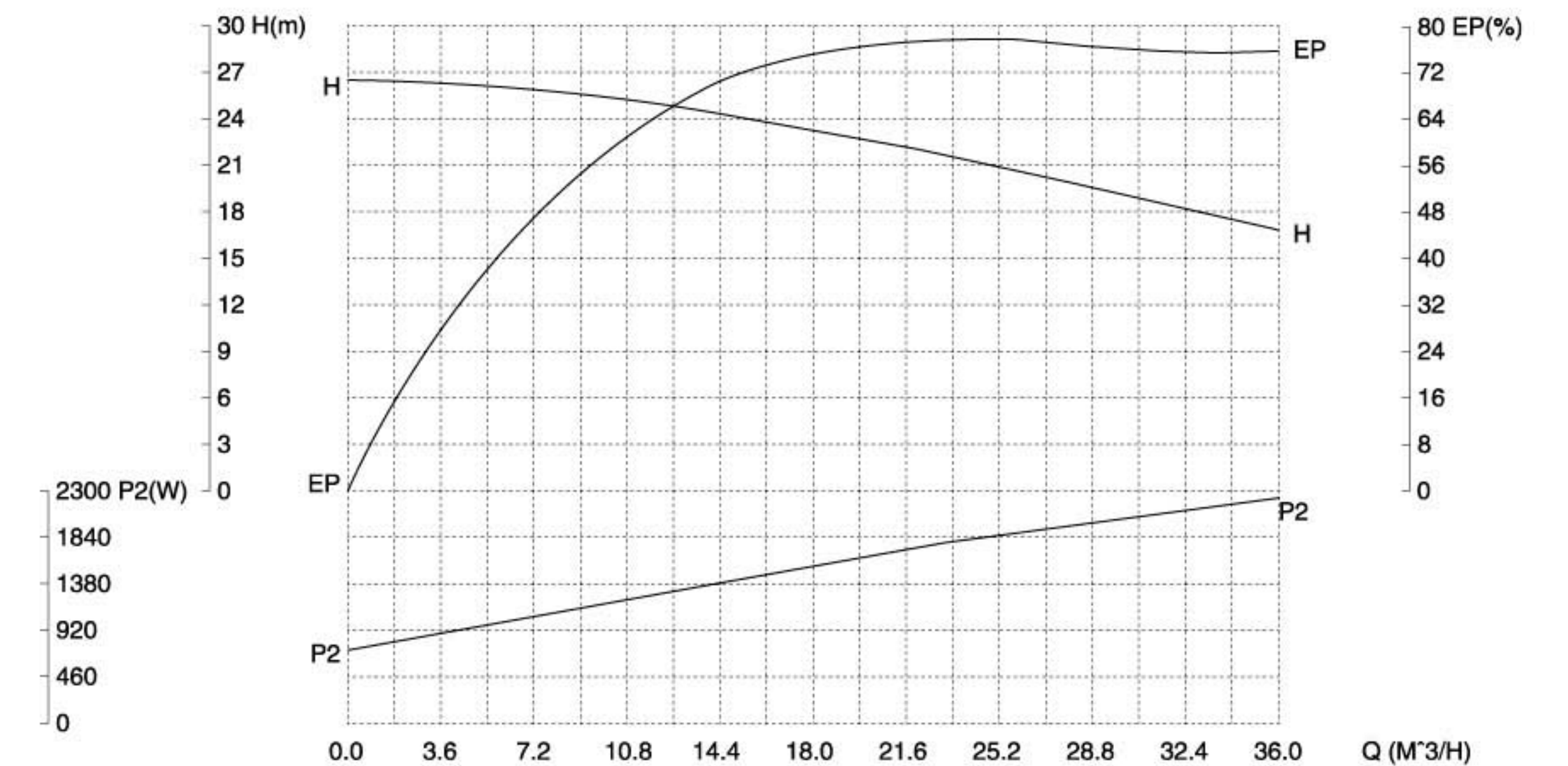


GKH-P 系列技术参数说明 GKH-P technical data

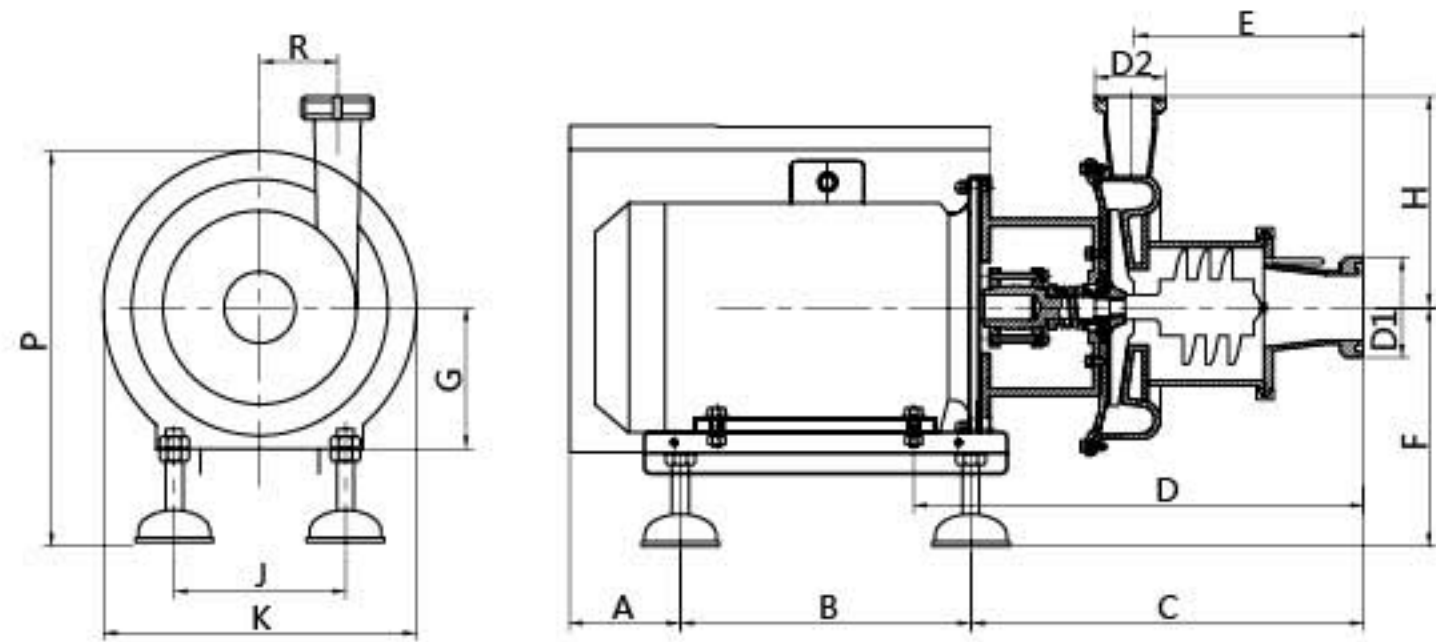
	A	B	C	D	E	F	G	H	K	J	R	P	KG
1.5KW	100	260	253	350	155	140/200	90	182	240/275	175	88	295/355	39

介质: 20℃清水 误差: ±5% Medium: 20℃ clean water Error: ±5%	转速: 2900RPM 频率: 50Hz Rotating Speed: 2900RPM Frequency: 50Hz	叶轮直径: 最大 φ 140 mm Impeller diameter: maximum φ 140 mm	进口直径: D1 φ 51 mm 出口直径: D2 φ 38 mm Inlet Diameter: D1 φ 51 mm Outlet Diameter: D2 φ 38 mm
---	---	--	---

性能曲线 Performance curve



GKH-P 系列卫生自吸离心泵 GKH-P sanitary self-priming centrifugal pump

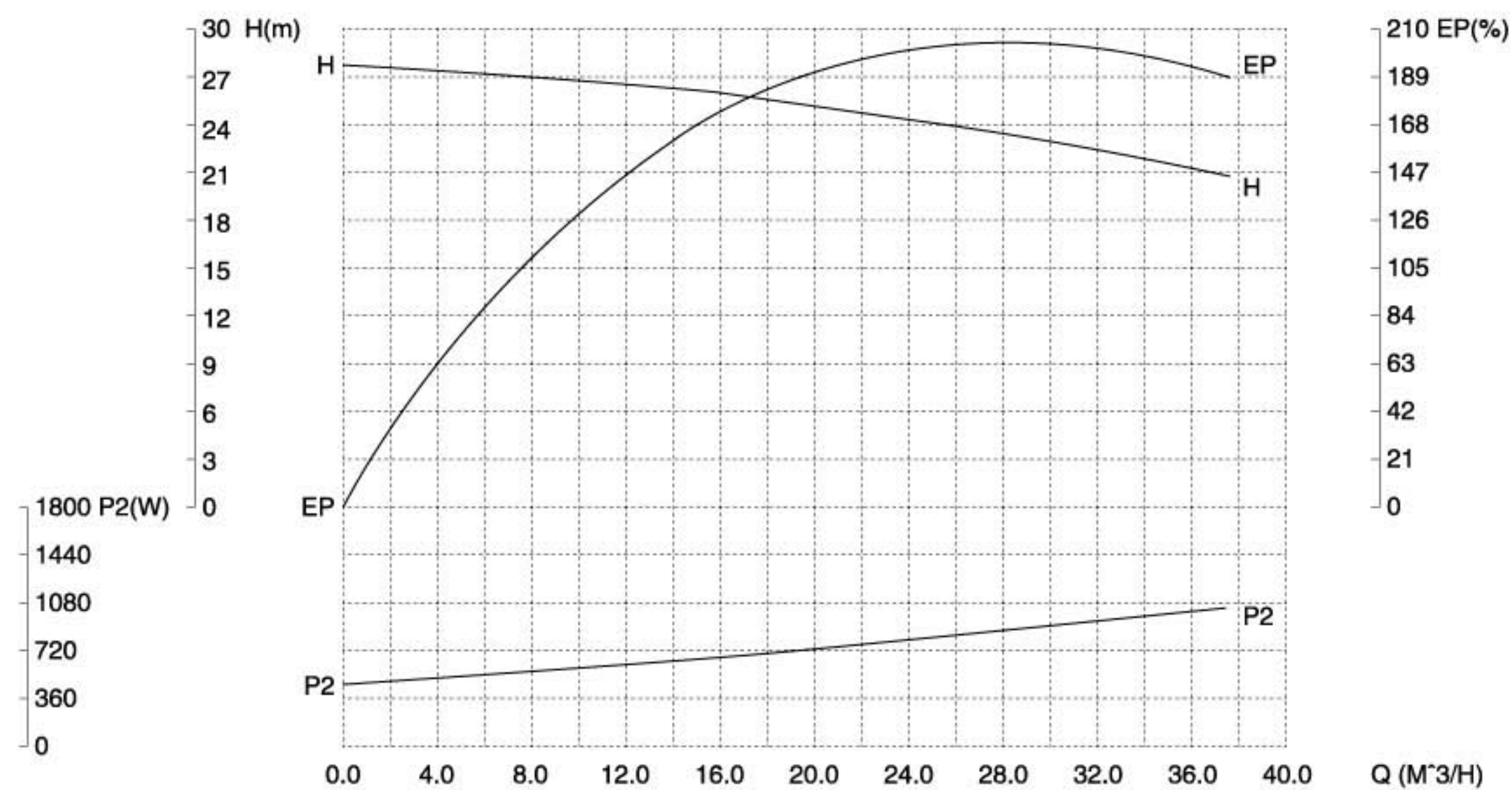


GKH-P 系列技术参数说明 GKH-P technical data

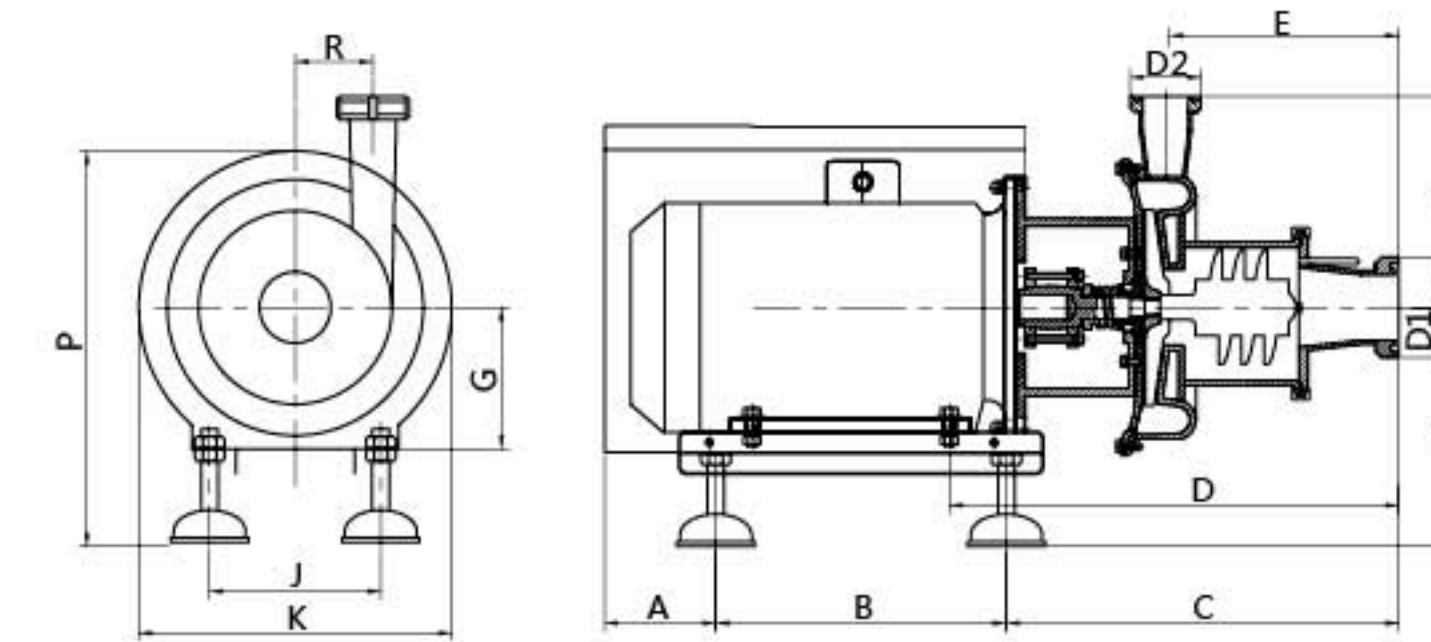
	A	B	C	D	E	F	G	H	K	J	R	P	KG
2.2KW	100	260	253	350	155	140/200	90	182	240/275	175	88	295/355	42

介质: 20℃清水 误差: ±5% Medium: 20℃ clean water Error: ±5%	转速: 2900RPM 频率: 50Hz Rotating Speed: 2900RPM Frequency: 50Hz	叶轮直径: 最大 φ 145 mm Impeller diameter: maximum φ 145 mm	进口直径: D1 φ 51 mm 出口直径: D2 φ 38 mm Inlet Diameter: D1 φ 51 mm Outlet Diameter: D2 φ 38 mm
---	---	--	---

性能曲线 Performance curve



GKH-P 系列卫生自吸离心泵 GKH-P sanitary self-priming centrifugal pump

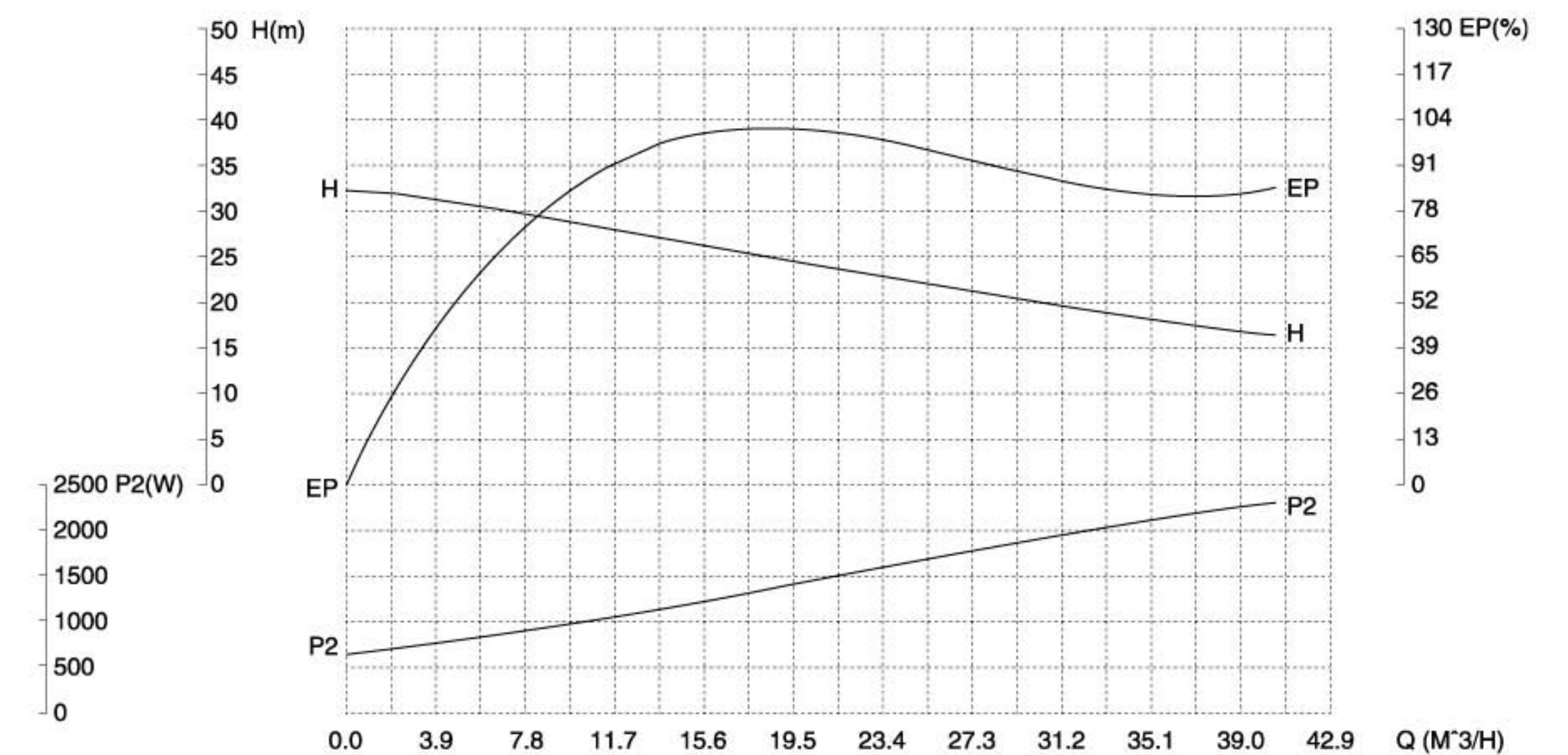


GKH-P 系列技术参数说明 GKH-P technical data

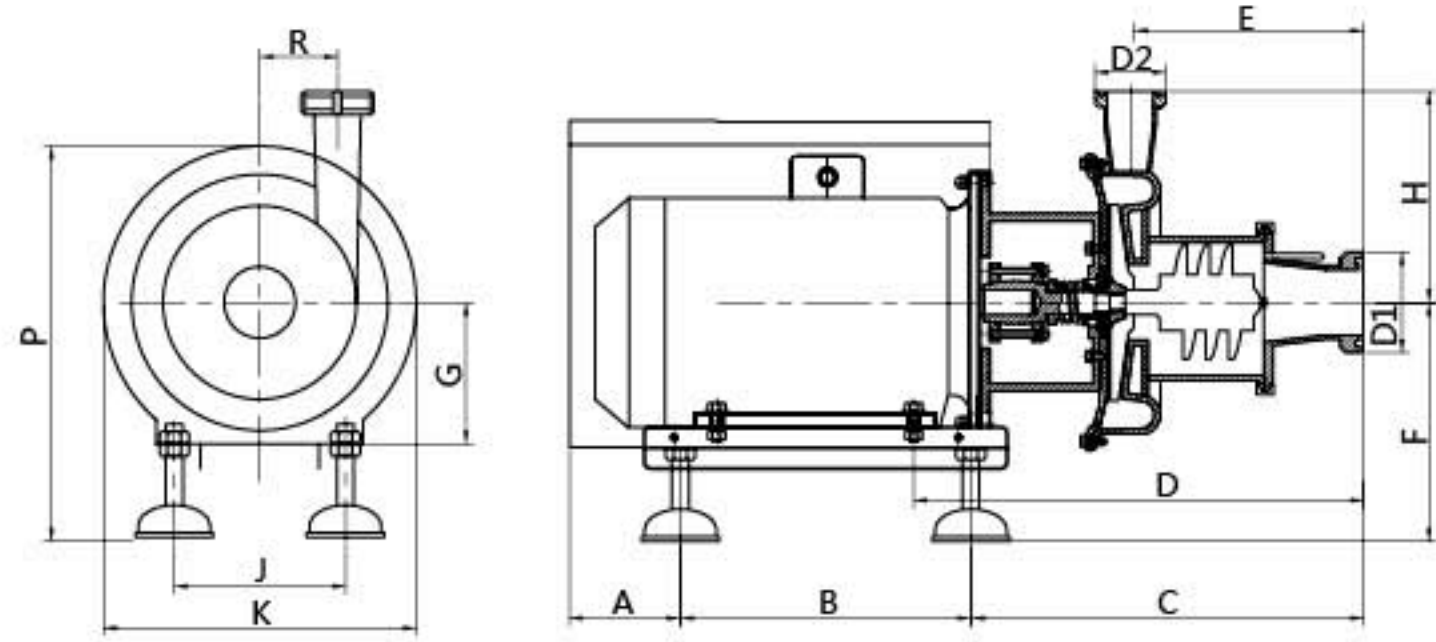
	A	B	C	D	E	F	G	H	K	J	R	P	KG
3KW	115	290	289	377	163	150/215	100	206	290/345	227	107	345/405	60

介质: 20℃清水 误差: ±5% Medium: 20℃ clean water Error: ±5%	转速: 2900RPM 频率: 50Hz Rotating Speed: 2900RPM Frequency: 50Hz	叶轮直径: 最大 φ 155 mm Impeller diameter: maximum φ 155 mm	进口直径: D1 φ 51 mm 出口直径: D2 φ 51 mm Inlet Diameter: D1 φ 51 mm Outlet Diameter: D2 φ 51 mm
---	---	--	---

性能曲线 Performance curve



GKH-P 系列卫生自吸离心泵 GKH-P sanitary self-priming centrifugal pump

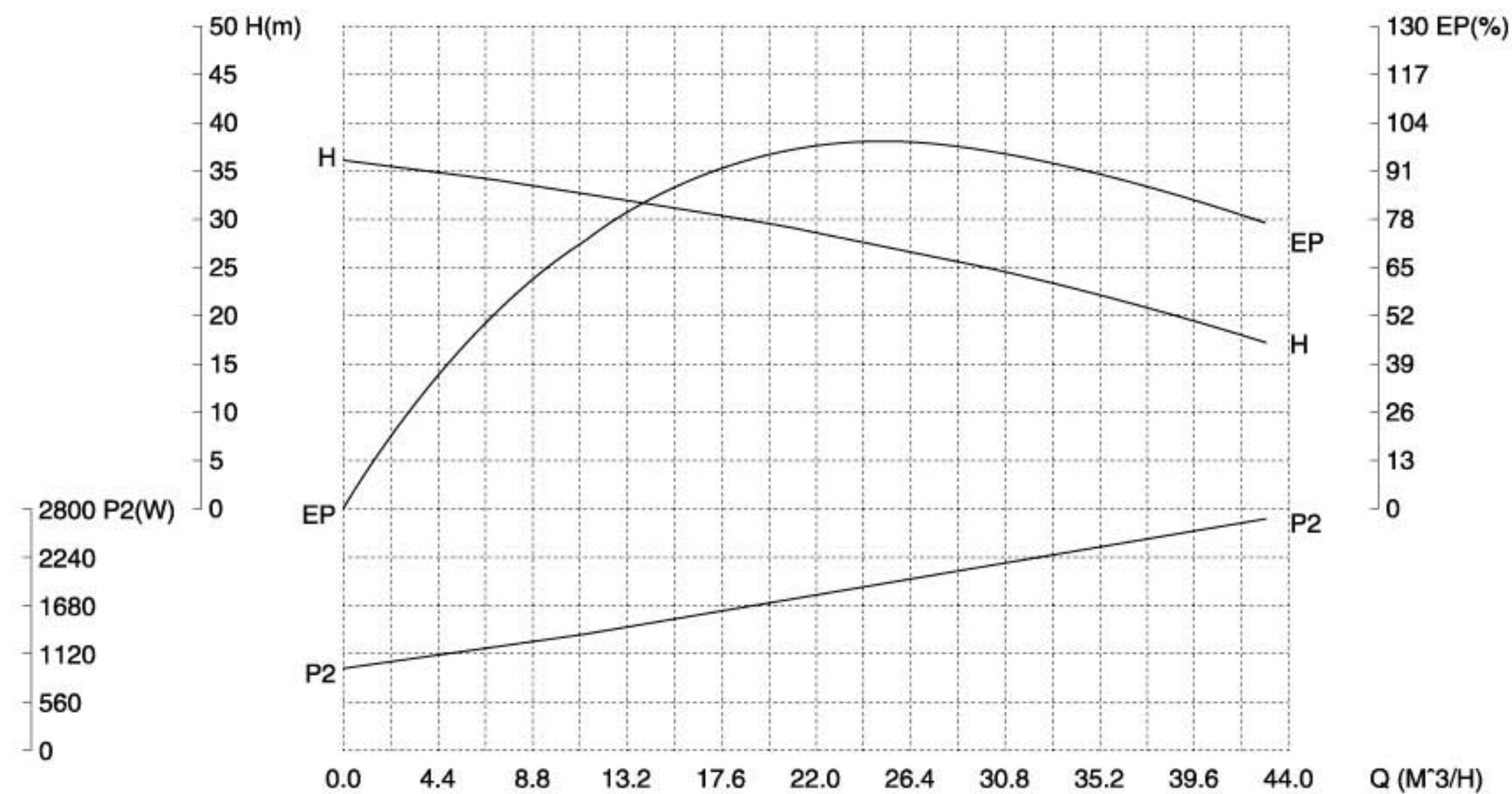


GKH-P 系列技术参数说明 GKH-P technical data

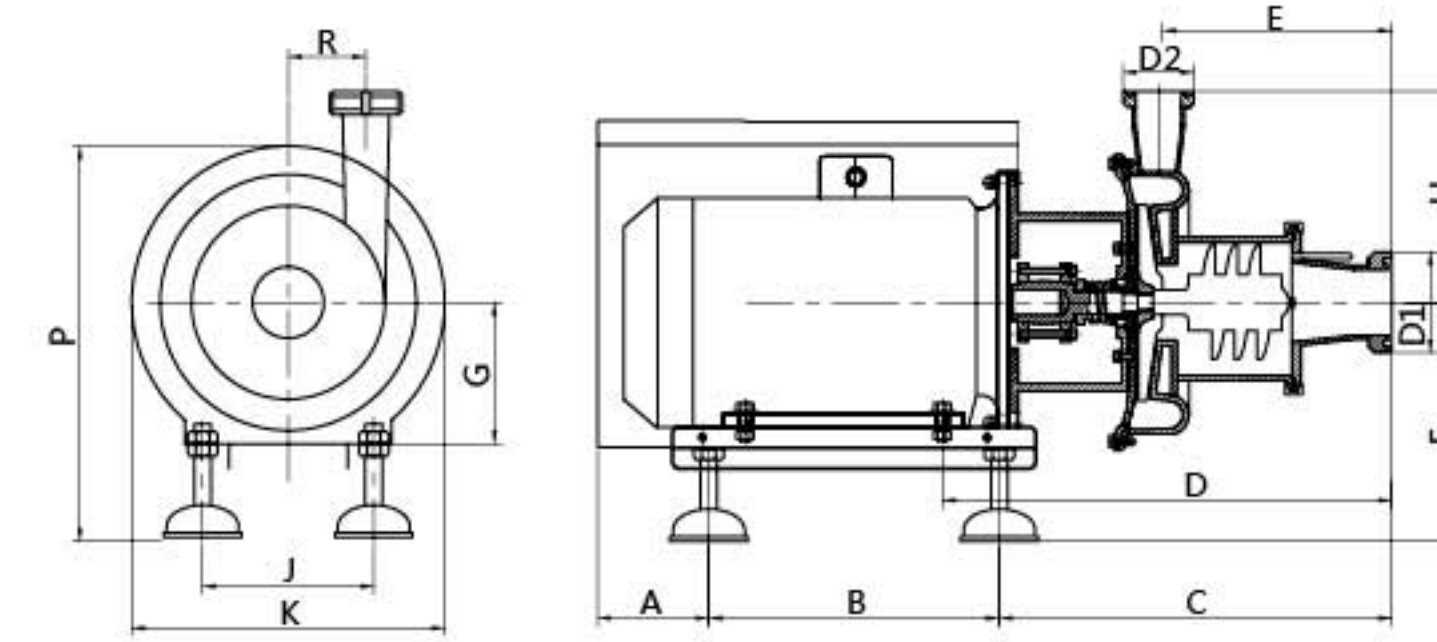
	A	B	C	D	E	F	G	H	K	J	R	P	KG
4KW	115	290	289	384	163	162/227	112	206	290/345	227	107	357/417	70

介质: 20℃清水 误差: ±5% Medium: 20℃ clean water Error: ±5%	转速: 2900RPM 频率: 50Hz Rotating Speed: 2900RPM Frequency: 50Hz	叶轮直径: 最大 φ 163 mm Impeller diameter: maximum φ 163 mm	进口直径: D1 φ 63 mm 出口直径: D2 φ 51 mm Inlet Diameter: D1 φ 63 mm Outlet Diameter: D2 φ 51 mm
---	---	--	---

性能曲线 Performance curve



GKH-P 系列卫生自吸离心泵 GKH-P sanitary self-priming centrifugal pump

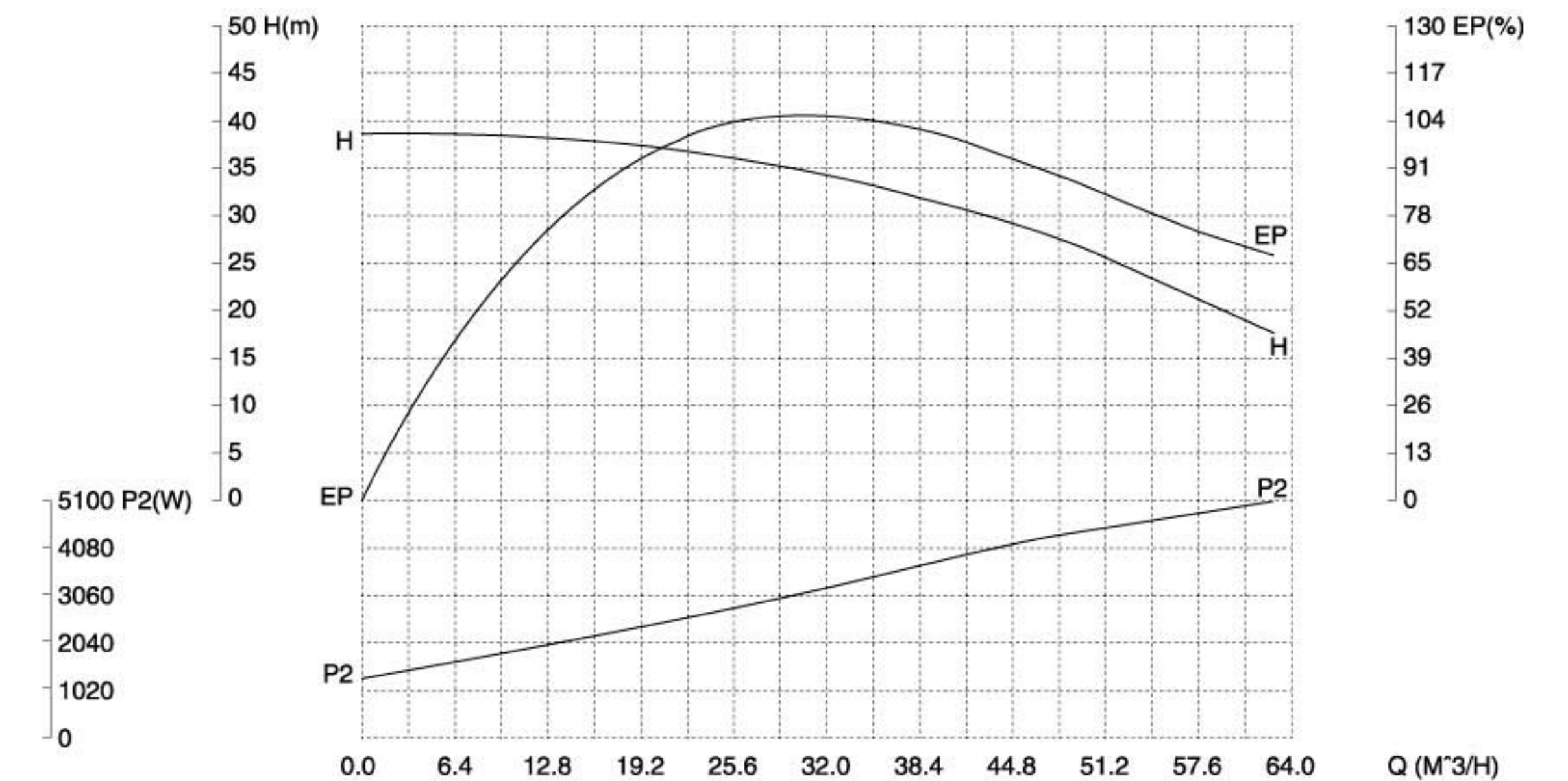


GKH-P 系列技术参数说明 GKH-P technical data

	A	B	C	D	E	F	G	H	K	J	R	P	KG
5.5KW	103	382	295	425	163	180/247	132	226	340/390	260	107	395/455	84

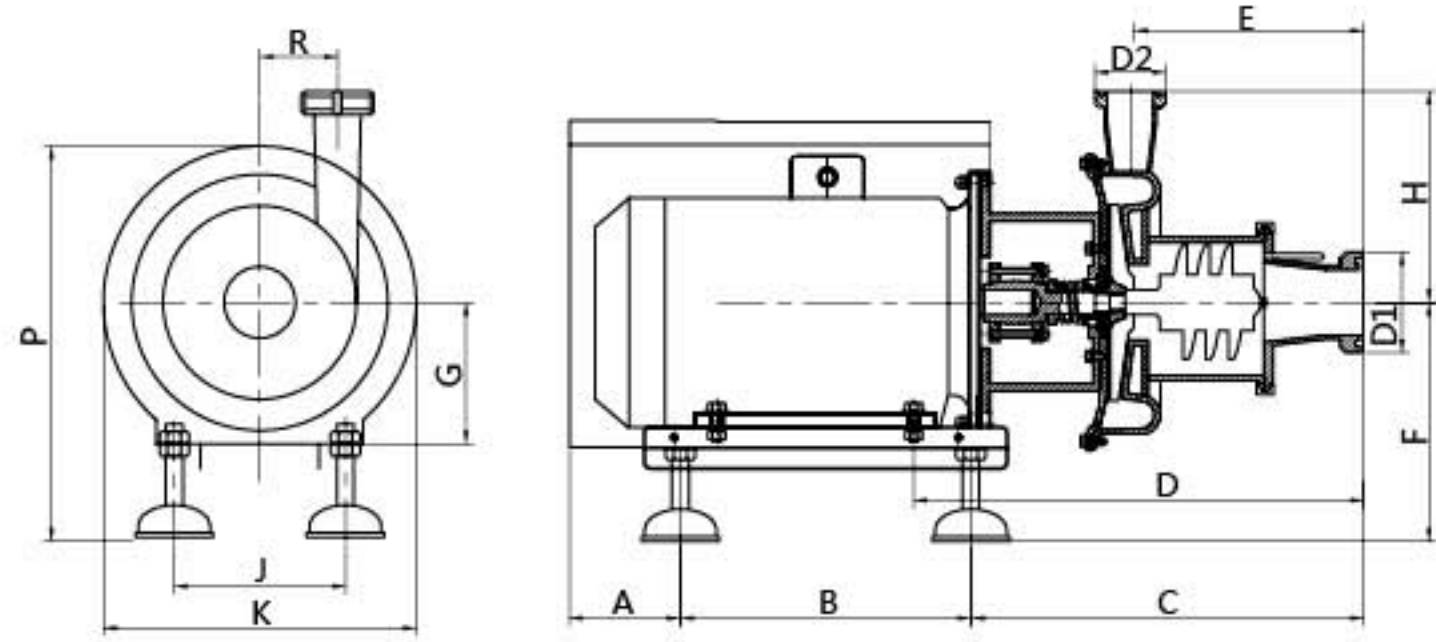
介质: 20℃清水 误差: ±5% Medium: 20℃ clean water Error: ±5%	转速: 2900RPM 频率: 50Hz Rotating Speed: 2900RPM Frequency: 50Hz	叶轮直径: 最大 φ 175 mm Impeller diameter: maximum φ 175 mm	进口直径: D1 φ 63 mm 出口直径: D2 φ 51 mm Inlet Diameter: D1 φ 63 mm Outlet Diameter: D2 φ 51 mm
---	---	--	---

性能曲线 Performance curve



GKH-P 系列卫生自吸离心泵

GKH-P sanitary self-priming centrifugal pump

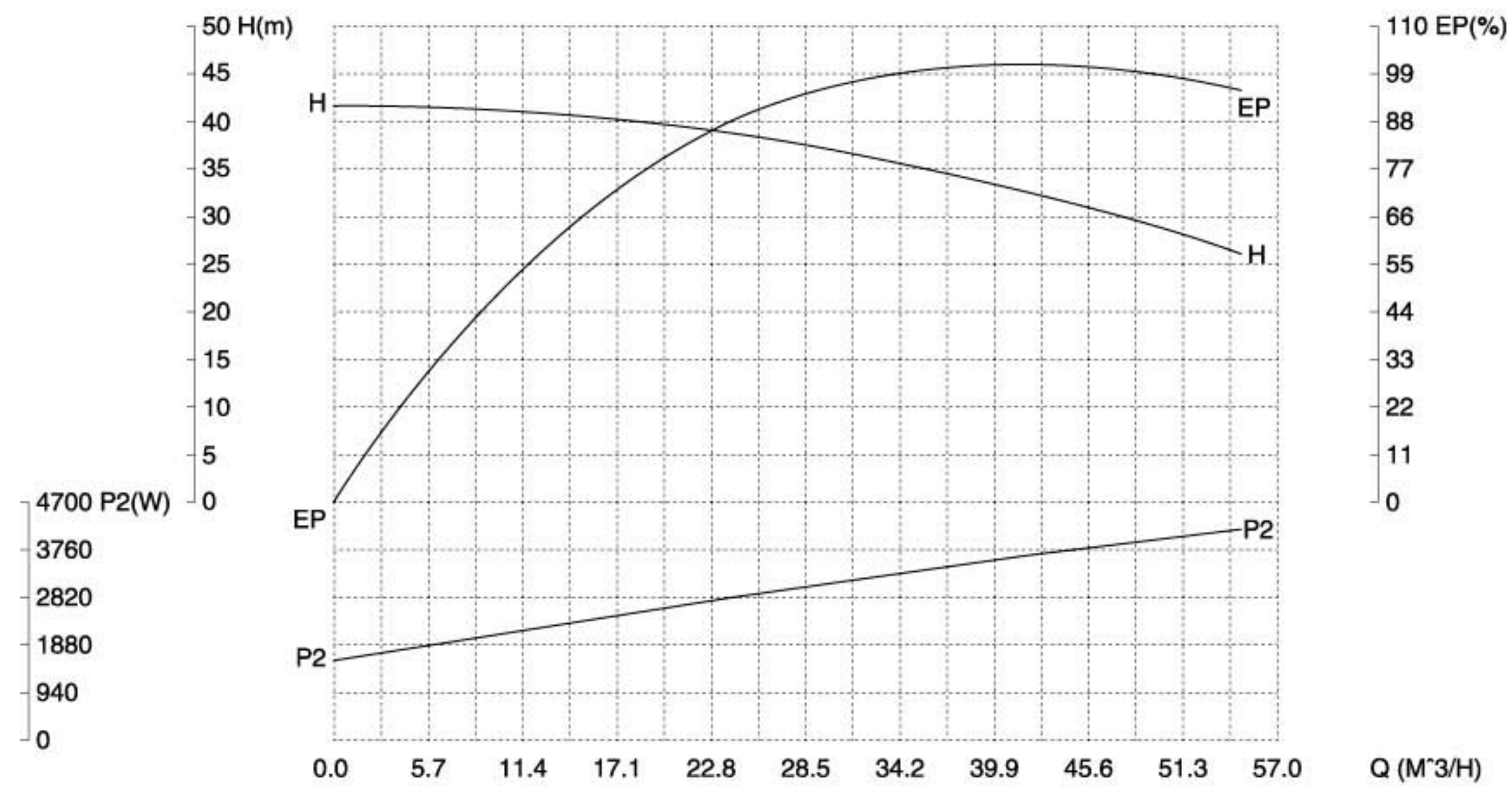


GKH-P 系列技术参数说明 GKH-P technical data

	A	B	C	D	E	F	G	H	K	J	R	P	KG
7.5KW	103	382	295	425	163	180/247	132	226	340/390	260	107	395/455	93

介质: 20°C清水 误差: ±5% Medium: 20°C clean water Error: ±5%	转速: 2900RPM 频率: 50Hz Rotating Speed: 2900RPM Frequency: 50Hz	叶轮直径: 最大 φ 175 mm Impeller diameter: maximum φ 175 mm	进口直径: D1 φ 63 mm 出口直径: D2 φ 51 mm Inlet Diameter: D1 φ 63 mm Outlet Diameter: D2 φ 51 mm
---	---	--	---

性能曲线 Performance curve

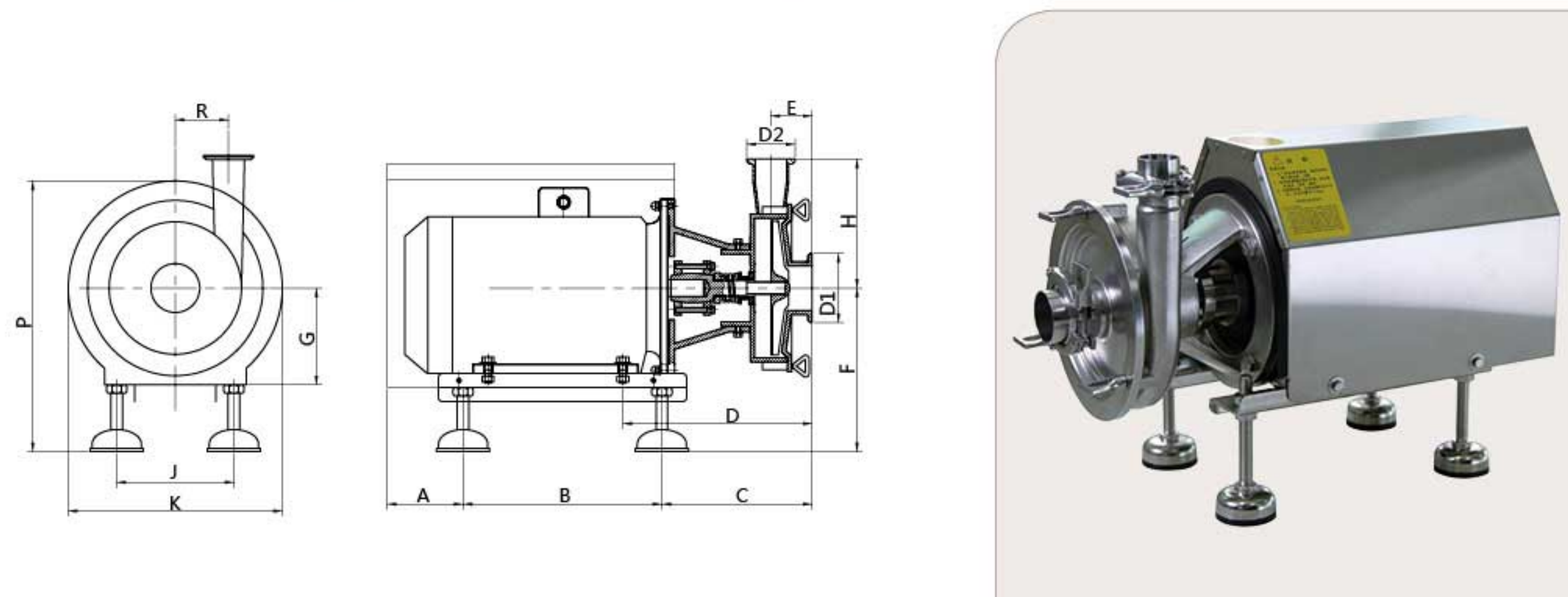


GKS 系列



GKS 系列卫生高效离心泵

GKS sanitary efficient centrifugal pump

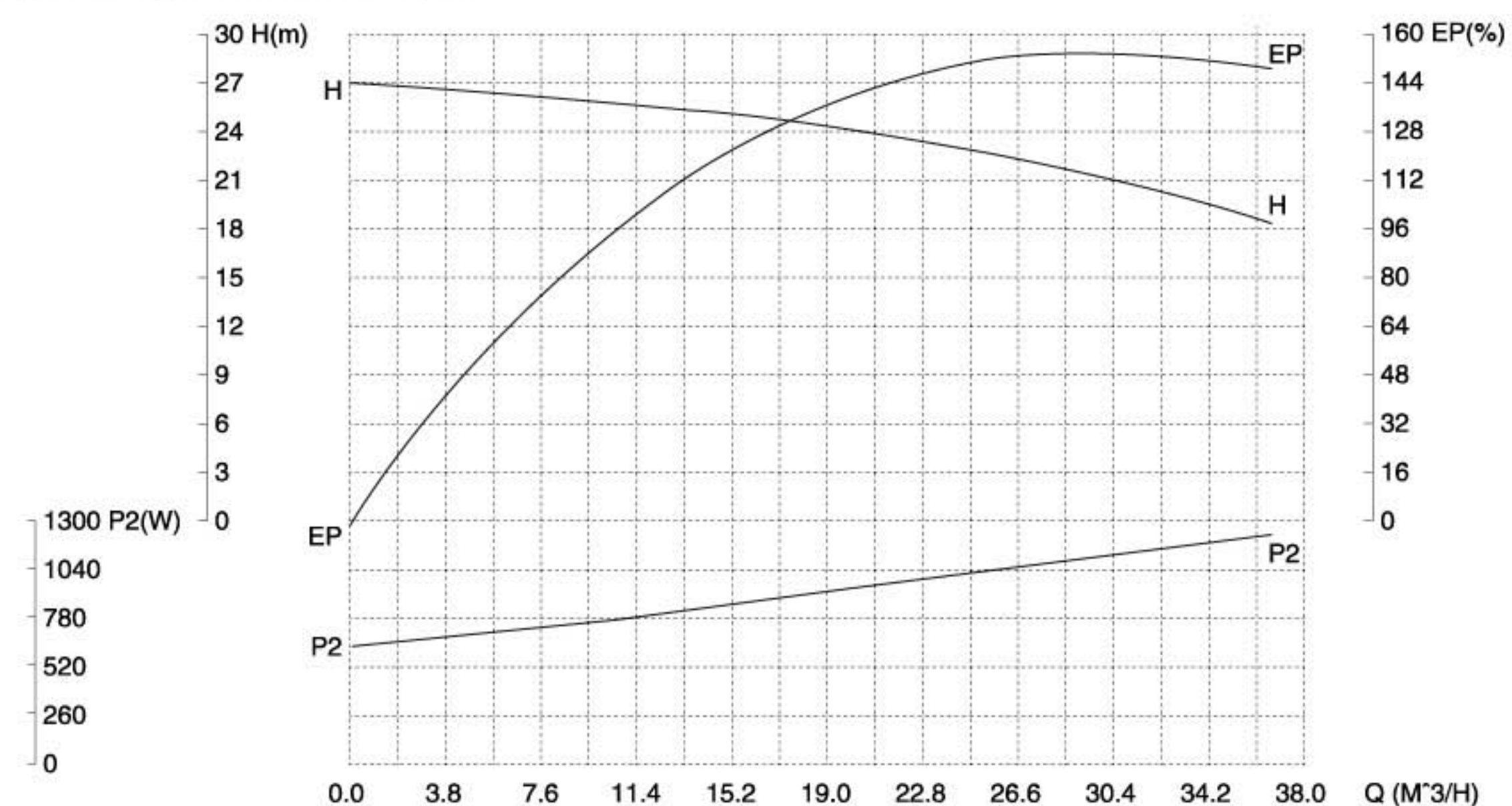


GKS 系列技术参数说明 GKS technical data

	A	B	C	D	E	F	G	H	K	J	R	P	KG
1.5KW	100	260	143	240	57	145/200	90	138	240/275	175	90	295/355	36

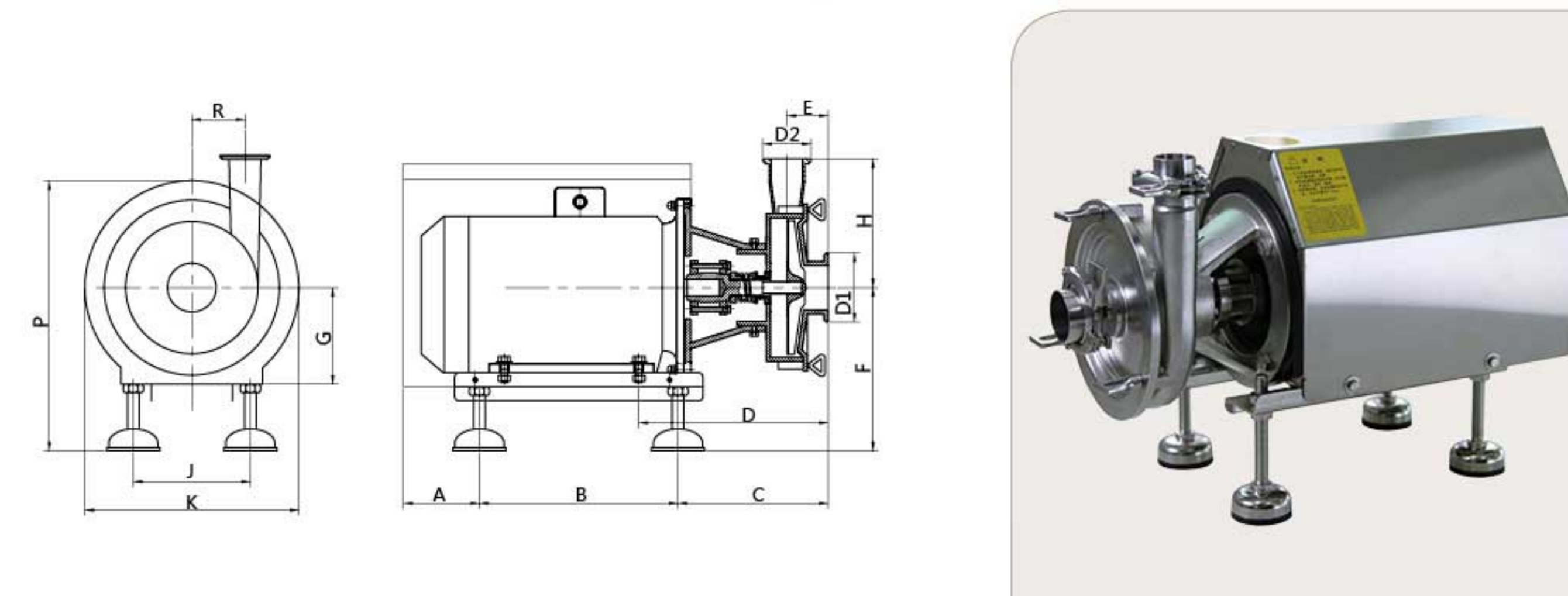
介质: 20℃清水 误差: ±5% Medium: 20℃ clean water Error: ±5%	转速: 2900RPM 频率: 50Hz Rotating Speed: 2900RPM Frequency: 50Hz	叶轮直径: 最大 φ 140 mm Impeller diameter: maximum φ 140 mm	进口直径: D1 φ 51 mm 出口直径: D2 φ 38 mm Inlet Diameter: D1 φ 51 mm Outlet Diameter: D2 φ 38 mm
---	---	--	---

性能曲线 Performance curve



GKS 系列卫生高效离心泵

GKS sanitary efficient centrifugal pump

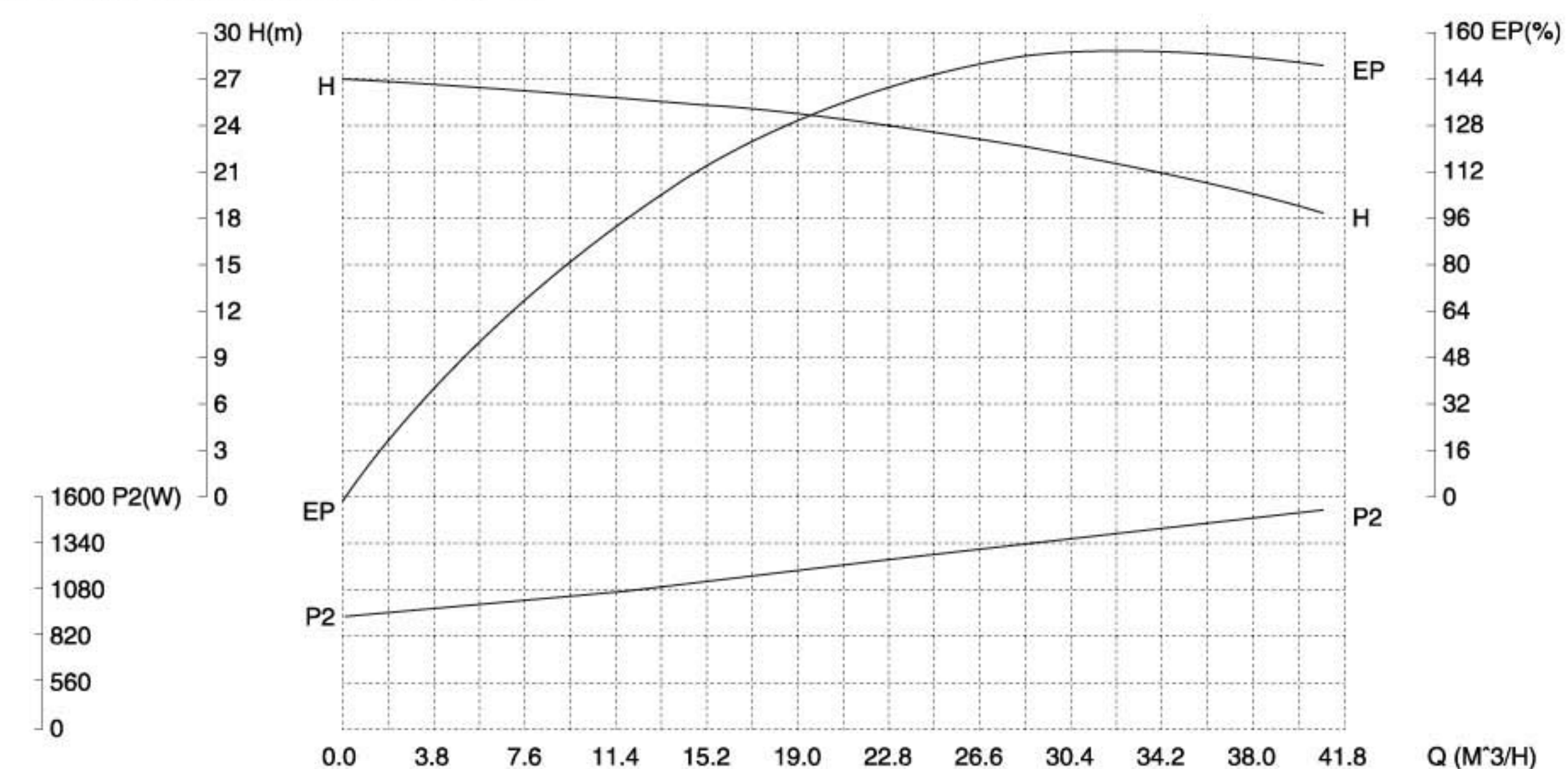


GKS 系列技术参数说明 GKS technical data

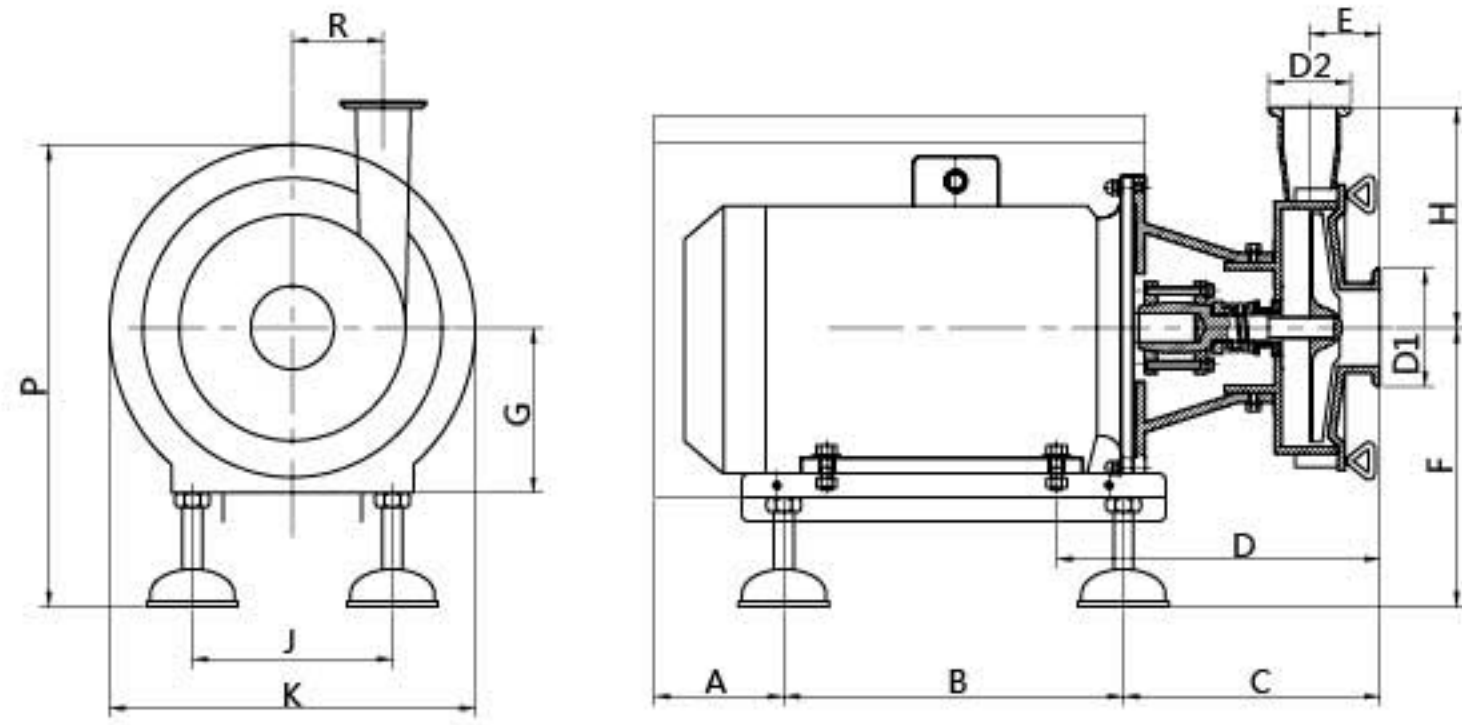
	A	B	C	D	E	F	G	H	K	J	R	P	KG
2.2KW	100	260	143	240	57	145/200	90	138	240/275	175	90	295/355	39

介质: 20℃清水 误差: ±5% Medium: 20℃ clean water Error: ±5%	转速: 2900RPM 频率: 50Hz Rotating Speed: 2900RPM Frequency: 50Hz	叶轮直径: 最大 φ 145 mm Impeller diameter: maximum φ 145 mm	进口直径: D1 φ 51 mm 出口直径: D2 φ 38 mm Inlet Diameter: D1 φ 51 mm Outlet Diameter: D2 φ 38 mm
---	---	--	---

性能曲线 Performance curve



GKS 系列卫生高效离心泵 GKS sanitary efficient centrifugal pump

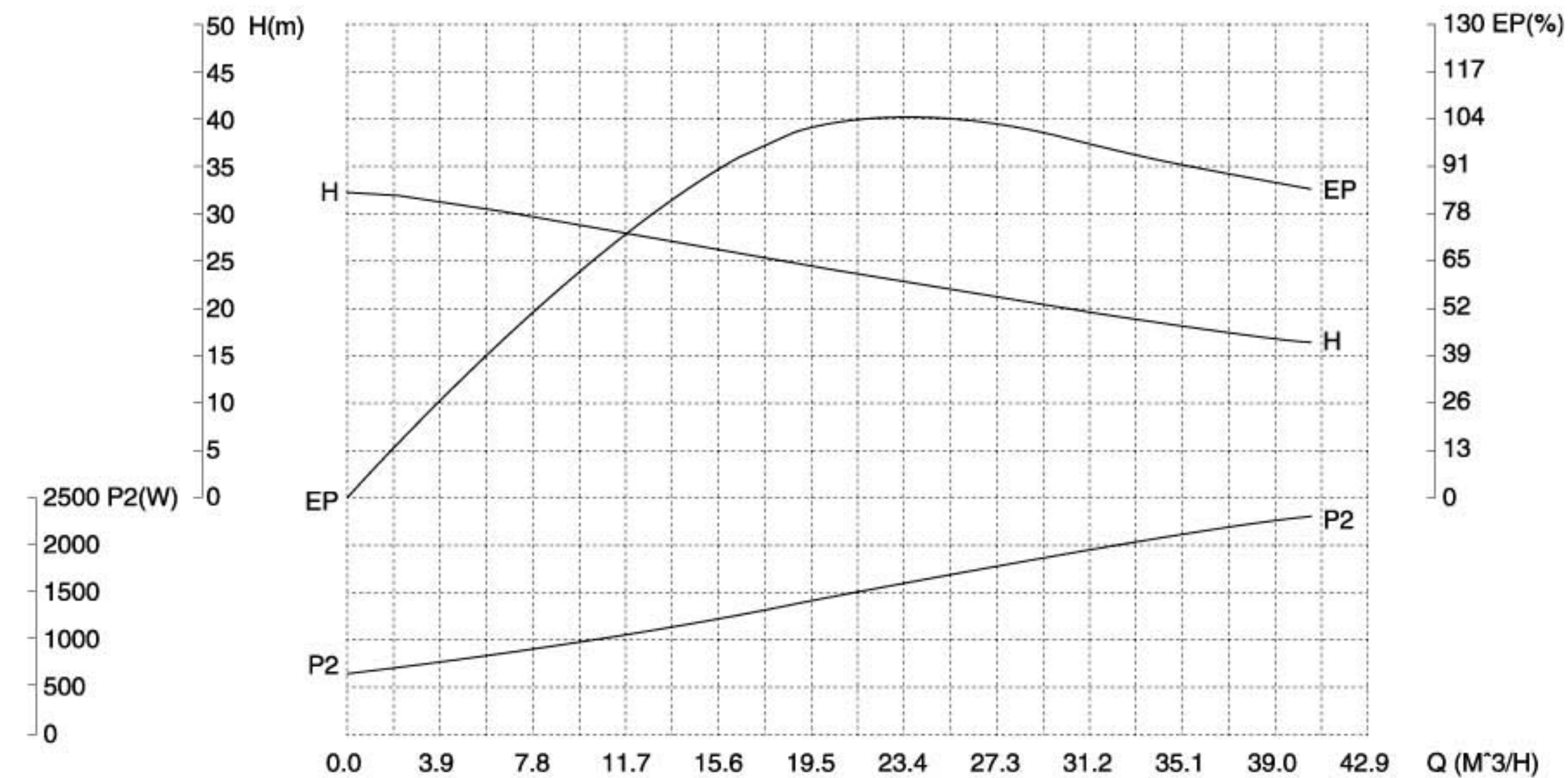


GKS 系列技术参数说明 GKS technical data

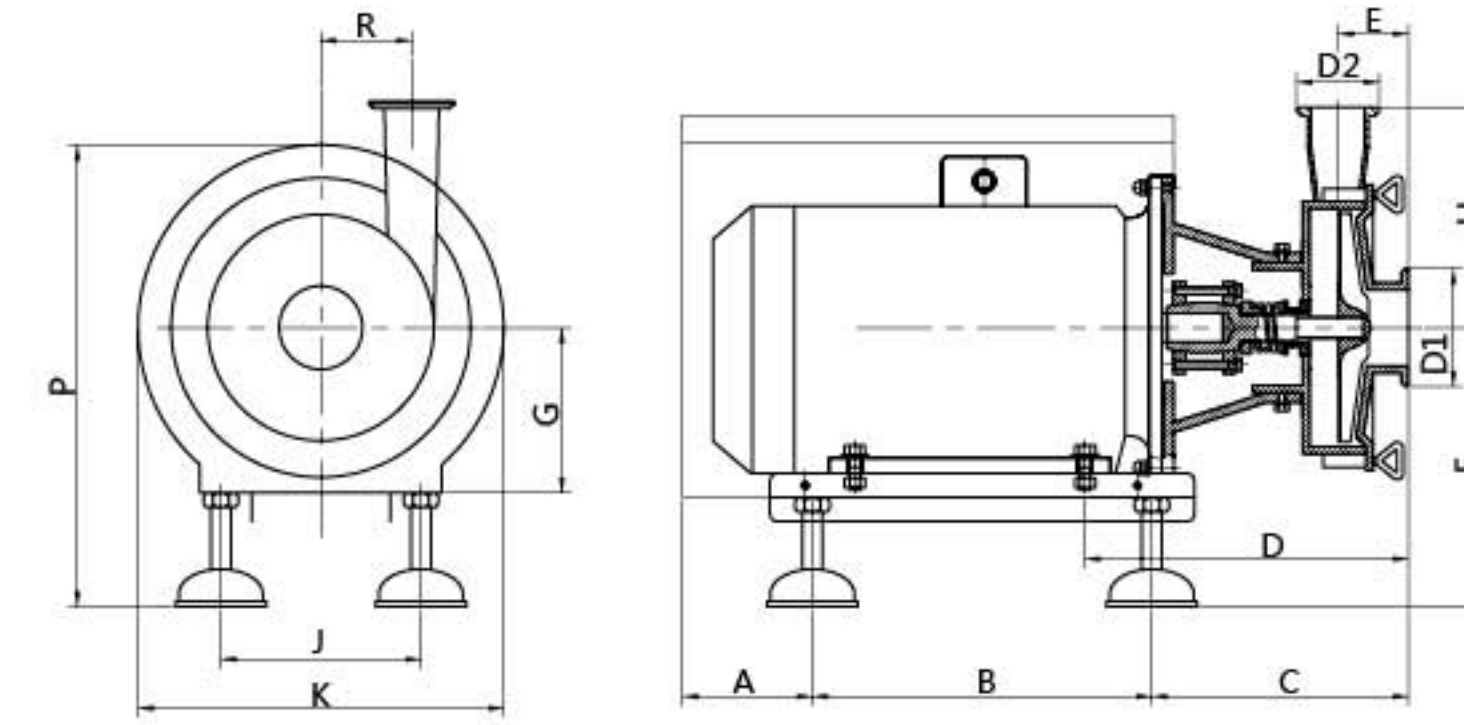
	A	B	C	D	E	F	G	H	K	J	R	P	KG
3KW	115	290	267	253	58	150/215	100	152	290/345	227	110	345/405	57

介质: 20℃清水 误差: ±5% Medium: 20℃ clean water Error: ±5%	转速: 2900RPM 频率: 50Hz Rotating Speed: 2900RPM Frequency: 50Hz	叶轮直径: 最大 φ 155 mm Impeller diameter: maximum φ 155 mm	进口直径: D1 φ 51 mm 出口直径: D2 φ 51 mm Inlet Diameter: D1 φ 51 mm Outlet Diameter: D2 φ 51 mm
---	---	--	---

性能曲线 Performance curve



GKS 系列卫生高效离心泵 GKS sanitary efficient centrifugal pump

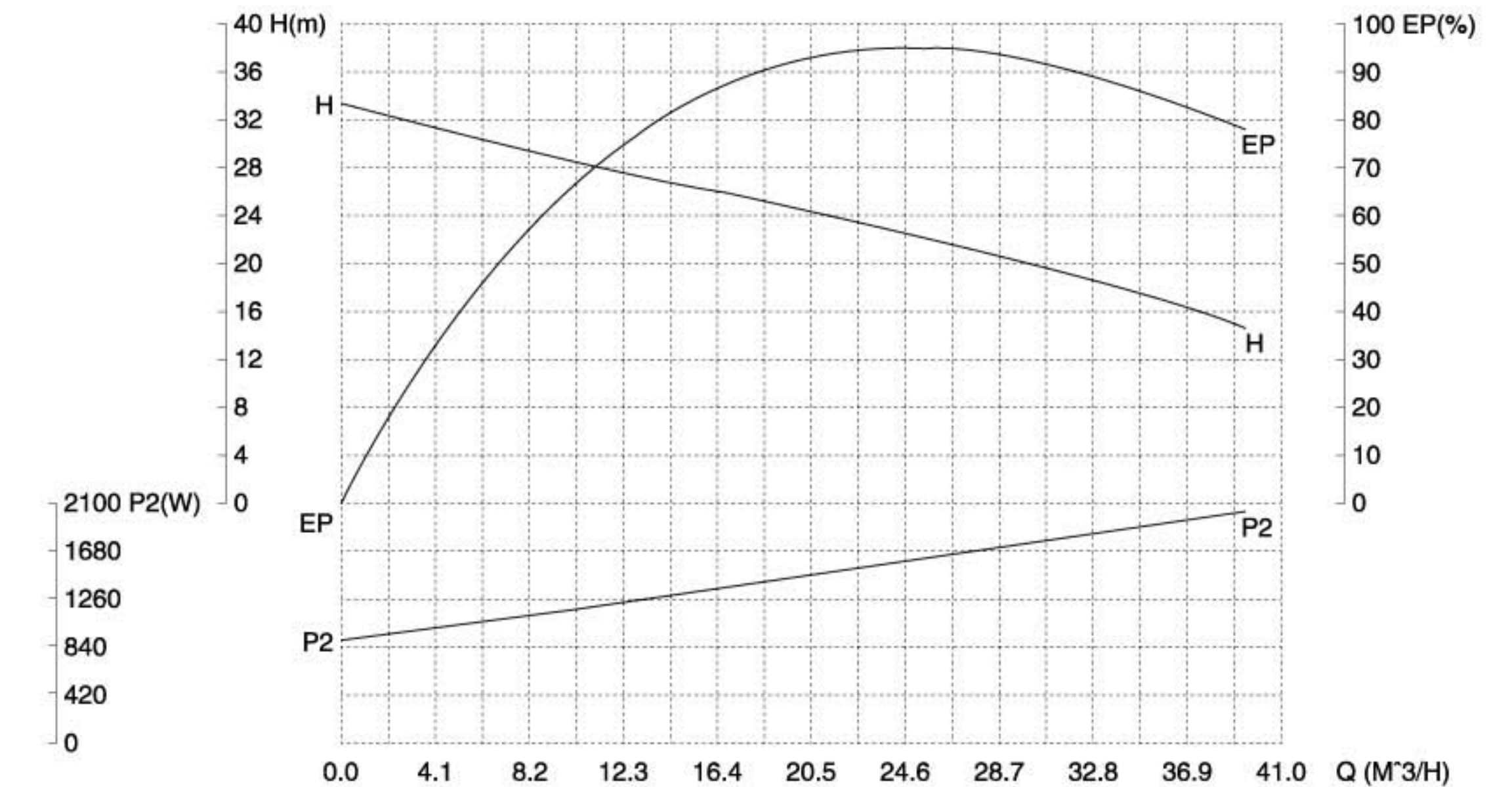


GKS 系列技术参数说明 GKS technical data

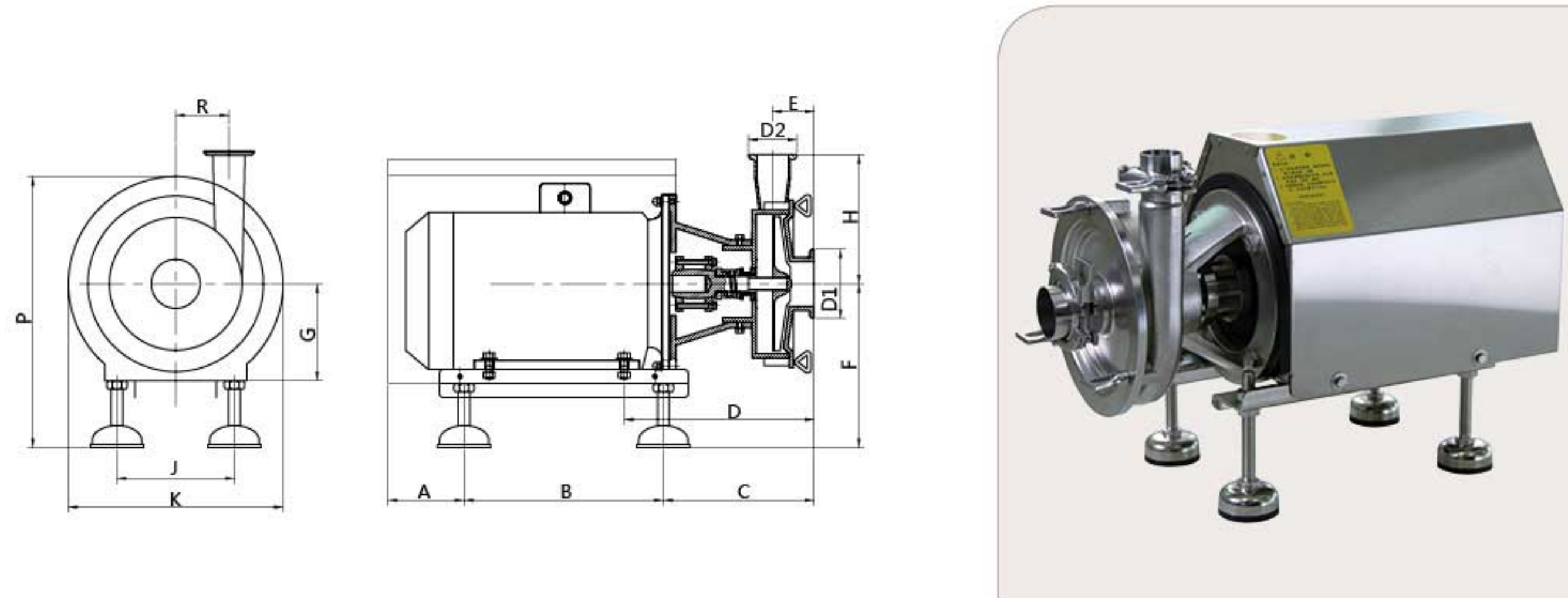
	A	B	C	D	E	F	G	H	K	J	R	P	KG
4KW	115	290	267	260	58	162/227	112	152	290/345	227	110	345/405	67

介质: 20℃清水 误差: ±5% Medium: 20℃ clean water Error: ±5%	转速: 2900RPM 频率: 50Hz Rotating Speed: 2900RPM Frequency: 50Hz	叶轮直径: 最大 φ 150 mm Impeller diameter: maximum φ 150 mm	进口直径: D1 φ 51 mm 出口直径: D2 φ 51 mm Inlet Diameter: D1 φ 51 mm Outlet Diameter: D2 φ 51 mm
---	---	--	---

性能曲线 Performance curve



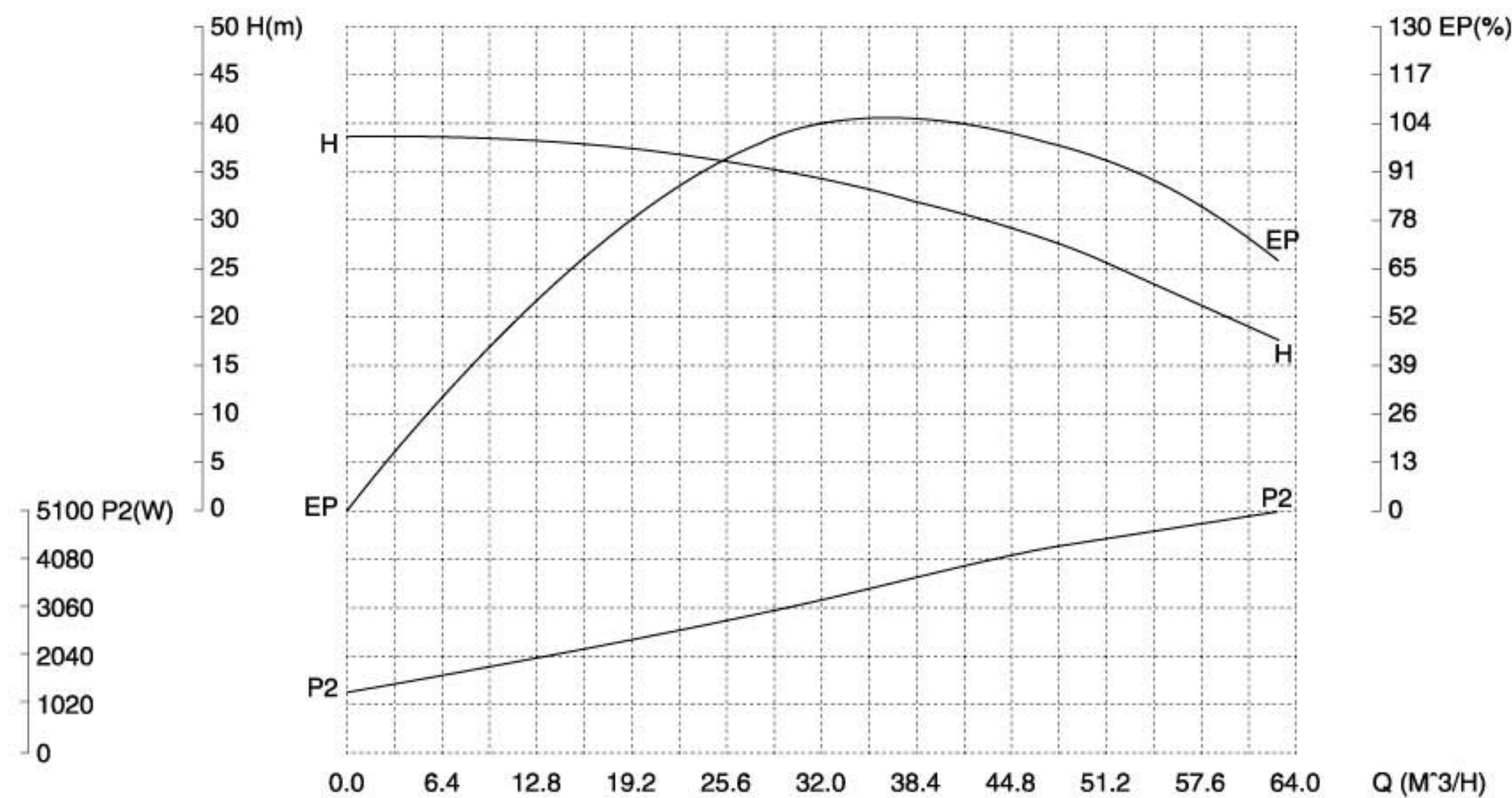
GKS 系列卫生高效离心泵 GKS sanitary efficient centrifugal pump



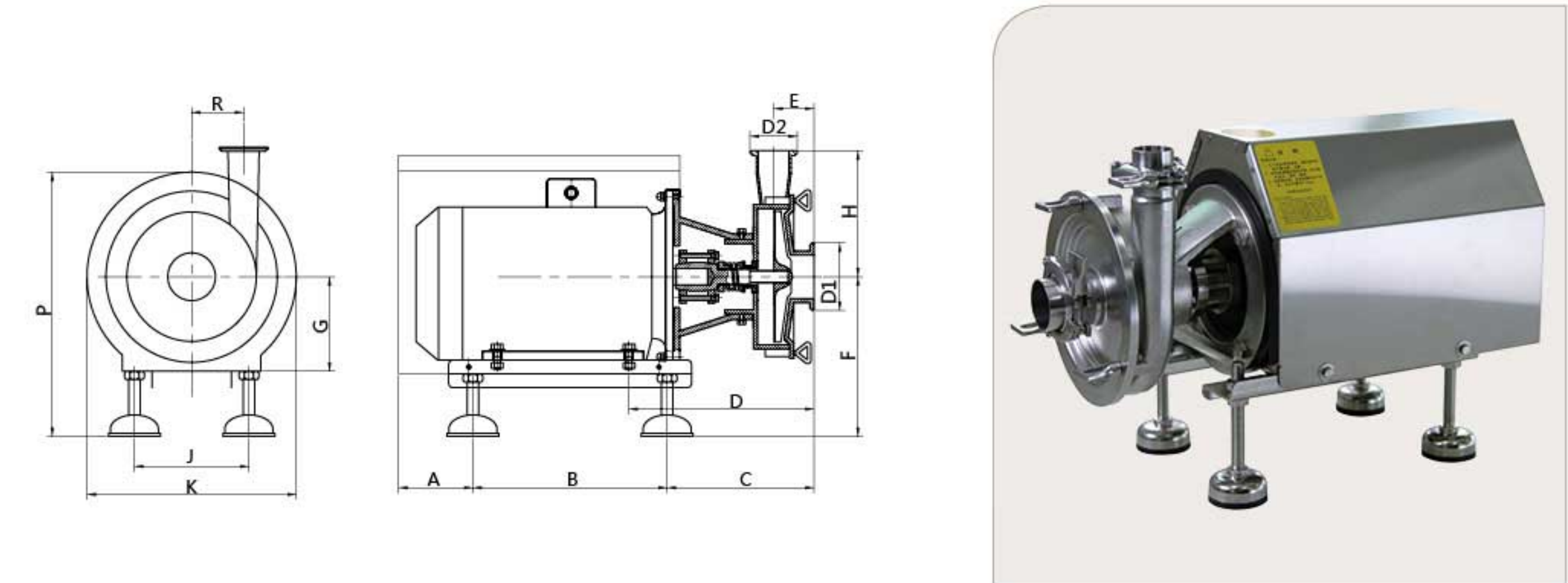
GKS 系列技术参数说明 GKS technical data													
	A	B	C	D	E	F	G	H	K	J	R	P	KG
5.5KW	103	382	185	285	58	182/247	132	152	340/390	260	110	395/455	81

介质: 20℃清水 误差: ±5% Medium: 20℃ clean water Error: ±5%	转速: 2900RPM 频率: 50Hz Rotating Speed: 2900RPM Frequency: 50Hz	叶轮直径: 最大 φ 170 mm Impeller diameter: maximum φ 170 mm	进口直径: D1 φ 51/63 mm 出口直径: D2 φ 51 mm Inlet Diameter: D1 φ 51/63 mm Outlet Diameter: D2 φ 51 mm
---	---	--	---

性能曲线 Performance curve



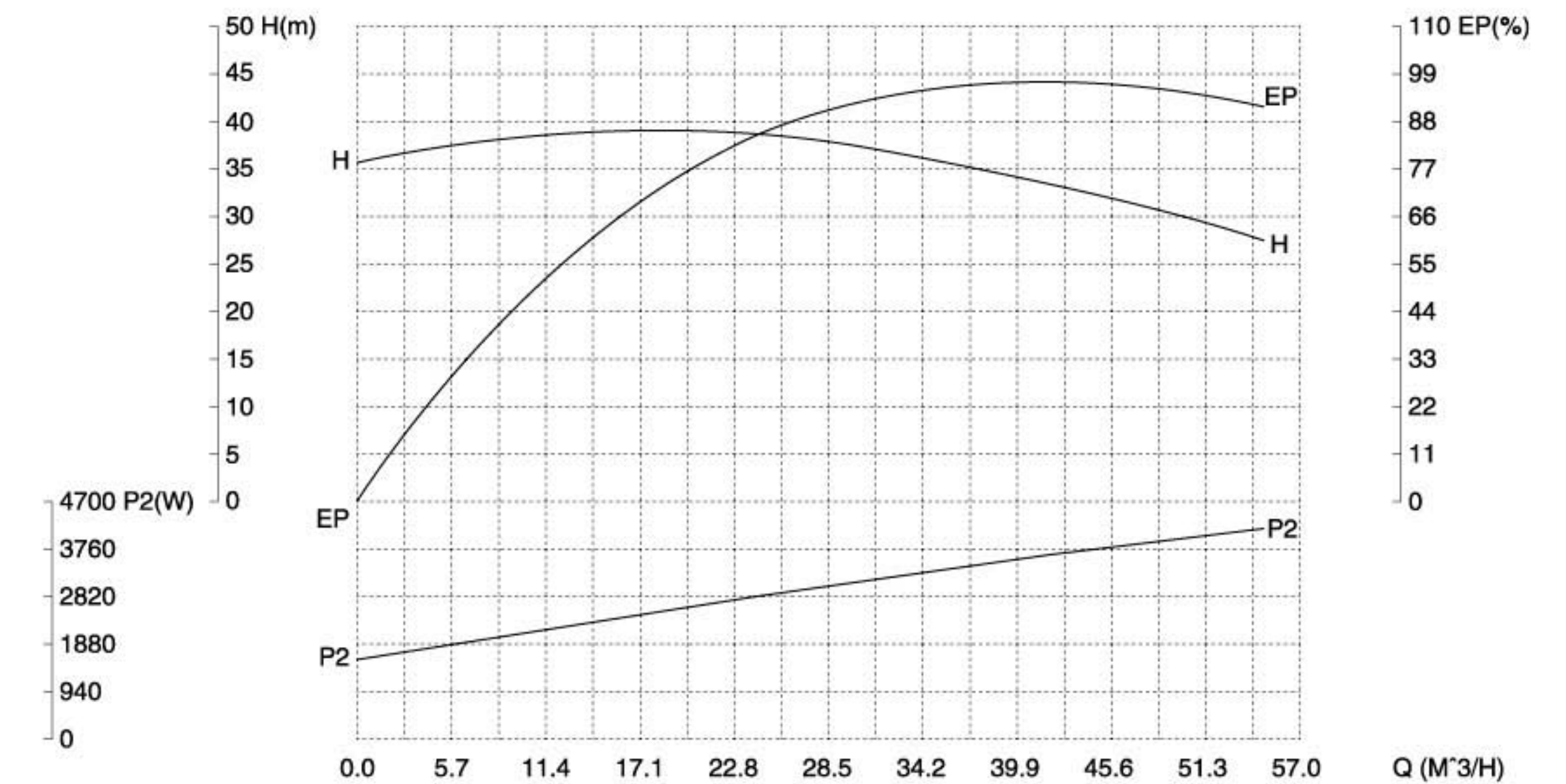
GKS 系列卫生高效离心泵 GKS sanitary efficient centrifugal pump



GKS 系列技术参数说明 GKS technical data													
	A	B	C	D	E	F	G	H	K	J	R	P	KG
7.5KW	103	382	185	285	58	182/247	132	152	340/390	260	110	395/455	90

介质: 20℃清水 误差: ±5% Medium: 20℃ clean water Error: ±5%	转速: 2900RPM 频率: 50Hz Rotating Speed: 2900RPM Frequency: 50Hz	叶轮直径: 最大 φ 175 mm Impeller diameter: maximum φ 175 mm	进口直径: D1 φ 63 mm 出口直径: D2 φ 51 mm Inlet Diameter: D1 φ 63 mm Outlet Diameter: D2 φ 51 mm
---	---	--	---

性能曲线 Performance curve



SLRP 系列



SLRP 系列卫生自吸泵 SLRP sanitary liquid-ring pump

The products are exported to every corner in the world under the brand CHISIN or through the mode of OEM.

产品已 CHISIN 品牌或者 OEM 出口到世界各国及地区。

应用

SLRP 系列泵是特别设计用来处理含有一部分气体的流体物料。该系列泵可以满足食品、化工、制药及类似要求的领域应用场合。特别是在 (CIP) 就地清洗系统中作为回流泵。

Application

The SLRP pump is specially designed to dispose fluid materials that contain some gas. The pump is widely used in food, chemical industry, pharmacy and other similar applications. It can serve as a reflux pump in the CIP cleaning system.



标准设计

SLRP 系列自吸泵由电动机、泵轴、机械压紧夹套、卫生机械密封、连接支座、后板、叶轮、泵壳组成。是专为 CIP 而设计的回流泵。具有用于保护电动机的不锈钢护照，并且整个装置由四个可调整的支脚支持。

Front plate

The SLRP sanitary liquid-ring pump is composed of motor, pump shaft, mechanical clamping jacket, sanitary mechanical seal, connection support, rear plate impeller, pump shell, etc. It is a reflux pump specially designed for CIP. It has the stainless steel protection cover used for protecting the motor, and the equipment is supported by four adjustable feet.

技术参数

最大入口压力：0.5MPa
 温度范围：-10°C +100°C (EPDM)
 噪音水平 (1 米处)：85dB (A)

Technical parameters

Maximun inlet pressure :0.5MPa
 Temperature range: -10°C +100°C (EPDM)
 Noise level (at 1m): 85dB(A)

材料

过液体部件材质：AISI 316L 不锈钢
 其它部件材质：AISI 304 不锈钢
 外表面：钛色
 内表面：镜面抛光 0.4 或钛色
 过液体橡胶密封材料：EPDM 三乙丙胶
 Q 硅胶
 FRM 氟胶
 NBR 丁腈胶

Materials

Materials of liquid passing parts: AISI 316L stainless steel
 Materials of other parts : AISI 304 stainless steel
 Outer surface : titanium
 Inner surface: mirror polishing 0.4 or titanium
 Liquid passing rubber seal material : EPDM
 Q
 FRM
 NBR

轴封

SLRP 系列卫生泵配备有一套外置式单端面机械密封。机械密封的静环由不锈钢和碳化硅或钨合金材料制成，动环由不锈钢碳石墨或钨合金制成。

Shaft seal

The SLRP sanitary pump is provided with a set of externally mounted single end mechanical seal. The static ring of the mechanical seal is made of stainless steel, silicon carbide or tungsten alloy. The dynamic ring is made of stainless steel, carbon, graphite or tungsten alloy.

电压及频率 Voltage and frequency

3~50Hz、220-240V △ 380-420VY ≤ 4KW
 3~60Hz、250-280V △ 440-480VY ≤ 4.6KW
 3~50Hz、380-420V △ 660-690VY ≥ 5.5KW
 3~60Hz、440-480V △ ≥ 6.4KW

电机规格 Motor specification

50Hz: 1.5、3、4、5、7.5、11KW
 60Hz: 1.75、3.5、4.6、6.4、8.6、12.5KW

配用电机

- 电机按照国际标准设计制造
 国际电工委员会 IEC34、IEC72
 英国标准 BS4999-5000
 澳大利亚标准 ASB59-2
 德国标准 DIN 42673
 符合欧共体“CE”标记要求
- 电机符合下列标准
 GB 755-87
 GB 10069-88
 Q/JBQS 28-2000
- 优越的电气性能
 低噪音、低振动
 高性能的防护等级
 电机的标准设计防护等级为 IP54、IP55、
 可按用户要求、提供更高要求的防护等级。
 适用双频率，宽电压使用。

Motor

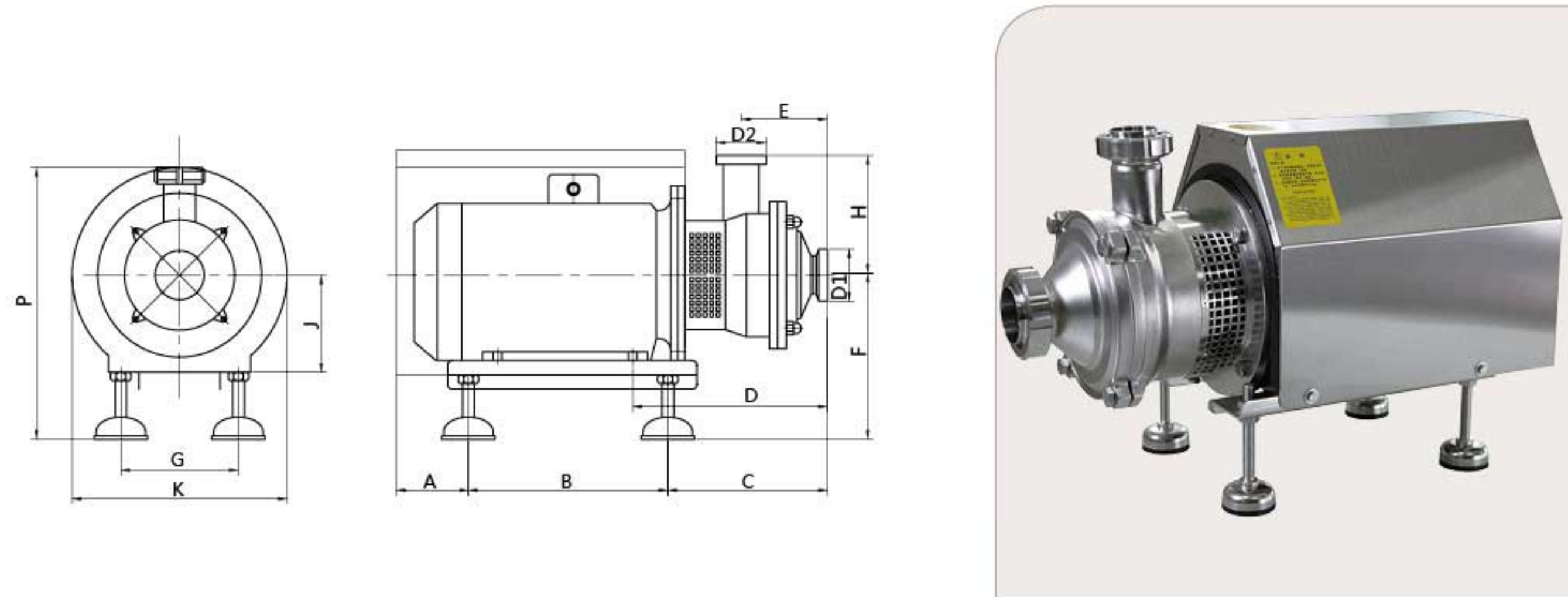
- The motor is designed and manufactured according to international standards
 International Electrotechnical Commission IEC34 ,IEC72
 British Standard BS4999-5000
 Australian Standard ASB59-2
 German Standard DIN 42673
 Conforming to “CE” mark requirements
- The motor conforms to the following standards
 GB 755-87
 GB 10069-88
 Q/JBQS 28-2000
- Excellent electric performances
 Low noise ,low vibration
 Protection grade of high performance
 The standard protection grade of the motor is designed as IP54,IP55
 According to user requirements, higher protection grade can be offered.
 Suitable for use with double frequency and wide voltage.

卫生型自吸泵型号说明 Sanitary liquid-ring pump size explanation

示例：(Example)
 SLRP EX 20 4 A B



SLRP 系列卫生自吸泵 SLRP sanitary liquid-ring pump

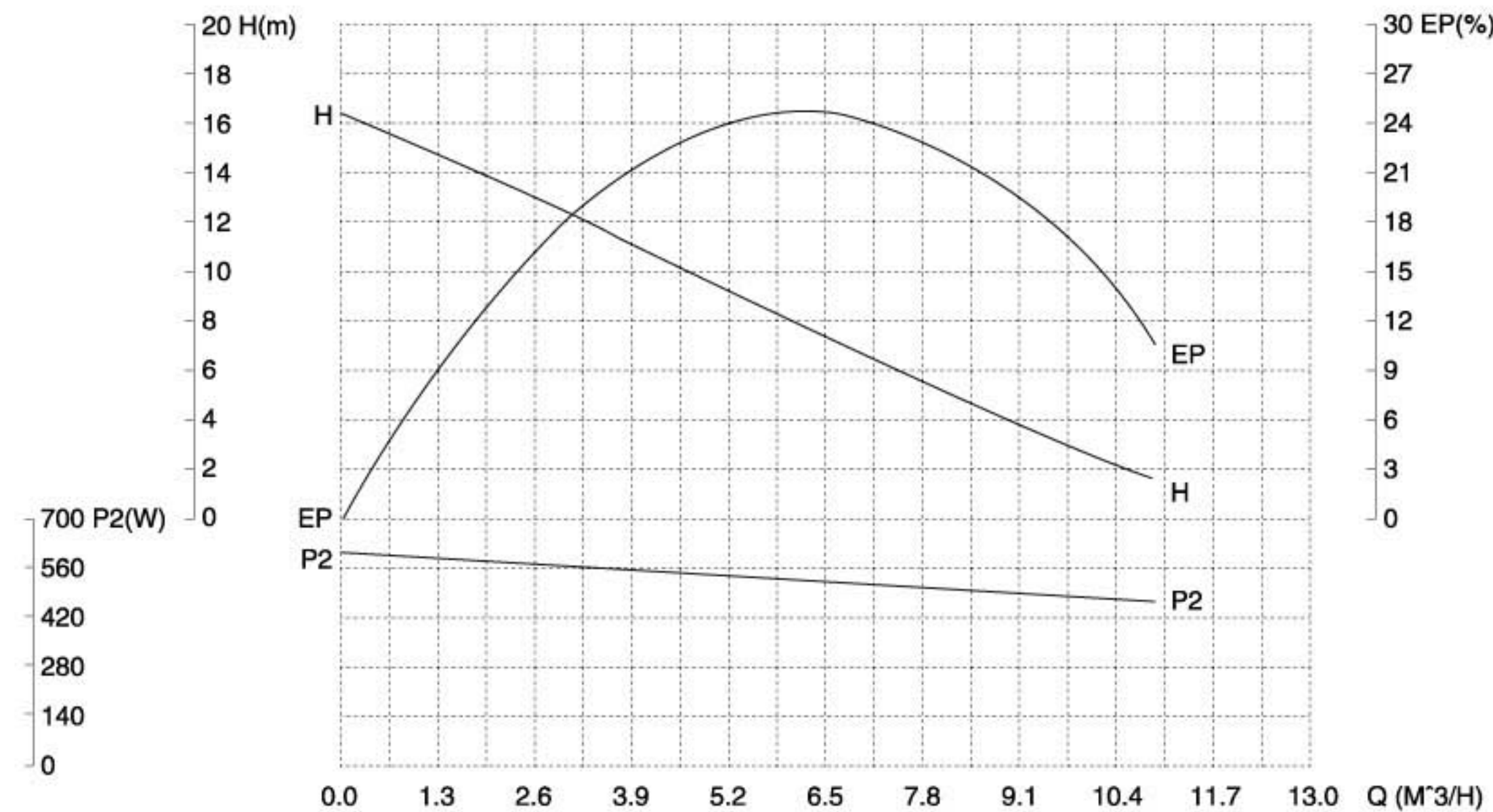


SLRP 系列技术参数说明 SLRP technical data

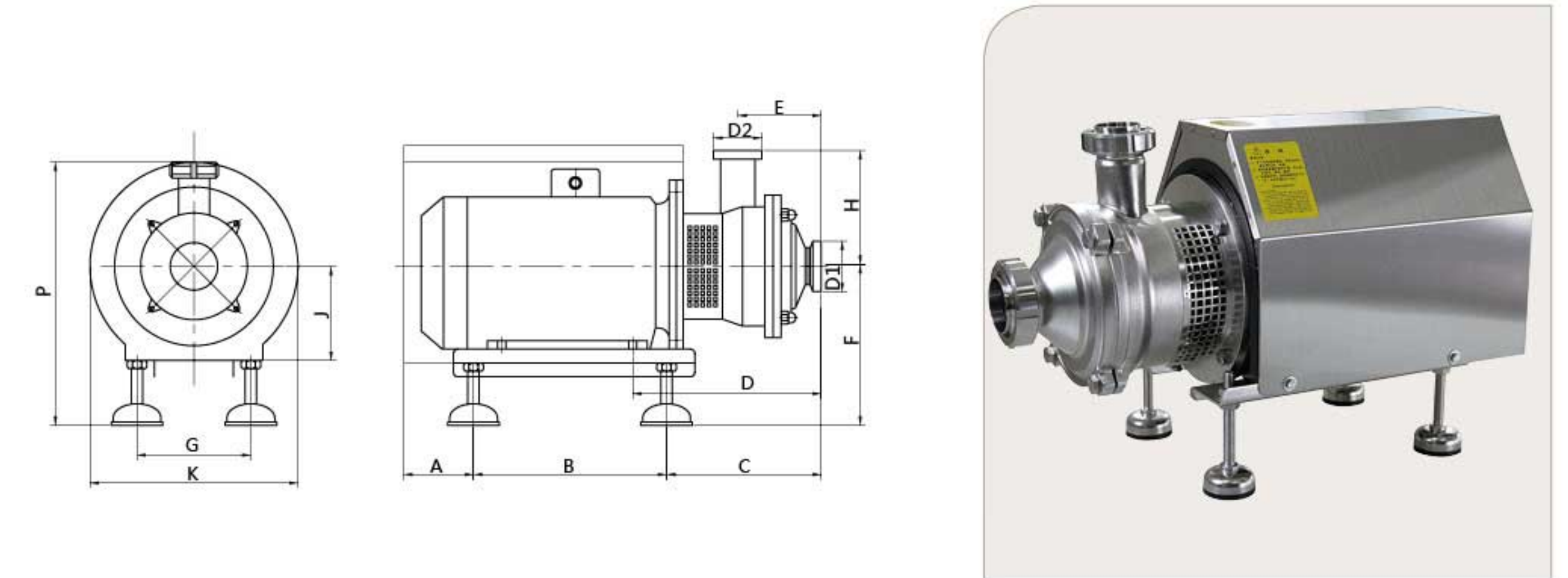
	A	B	C	D	E	F	G	H	K	J	P	KG
1.5KW	100	260	171	261	116	140/200	175	140	240/275	90	295/355	38

介质: 20℃清水 误差: ±5% Medium: 20℃ clean water Error: ±5%	转速: 2900RPM 频率: 50Hz Rotating Speed: 2900RPM Frequency: 50Hz	叶轮直径: 最大 φ 158 mm Impeller diameter: maximum φ 158 mm	进口直径: D1 φ 51 mm 出口直径: D2 φ 51 mm Inlet Diameter: D1 φ 51 mm Outlet Diameter: D2 φ 51 mm
---	---	--	---

性能曲线 Performance curve



SLRP 系列卫生自吸泵 SLRP sanitary liquid-ring pump

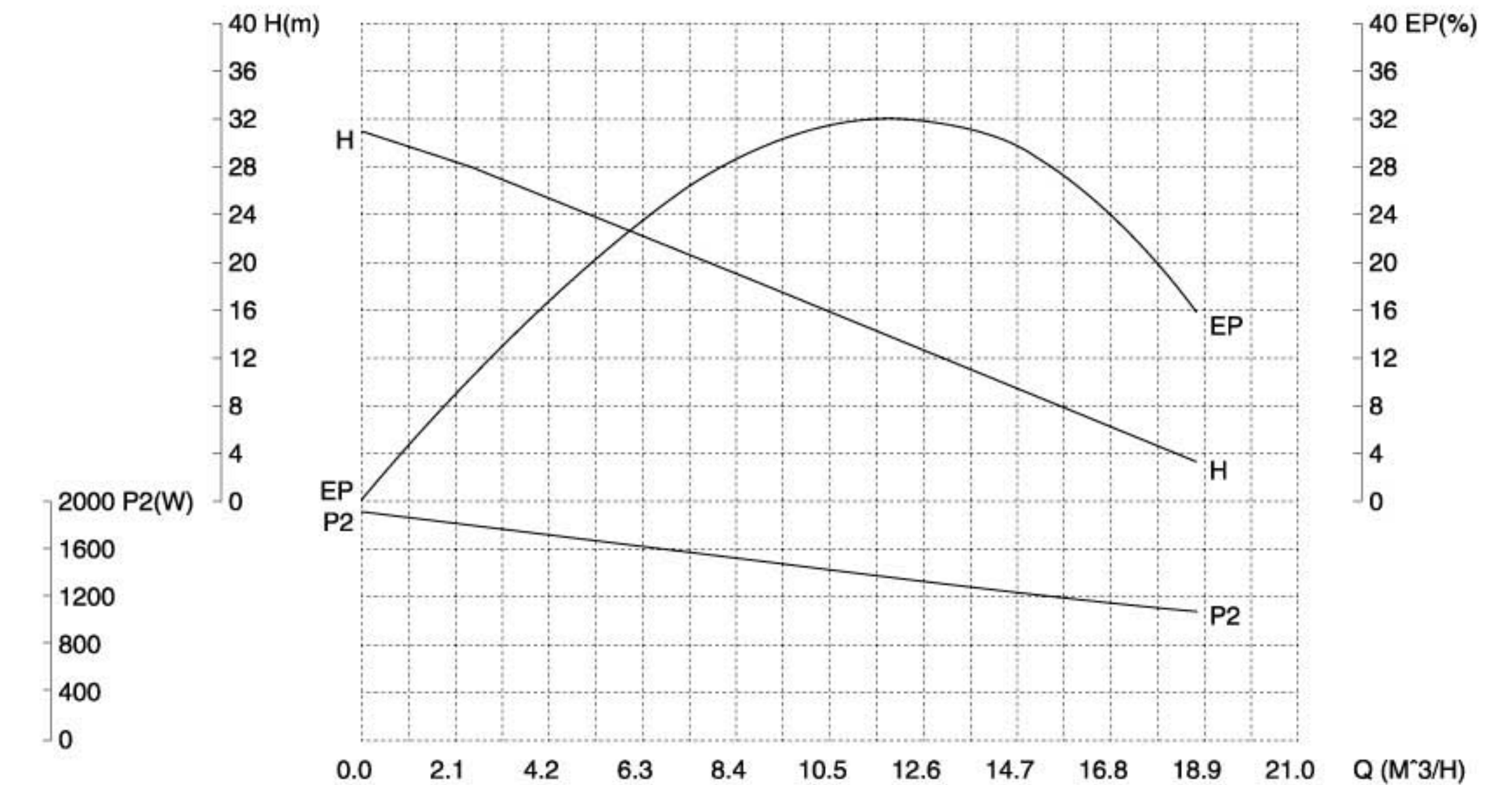


SLRP 系列技术参数说明 SLRP technical data

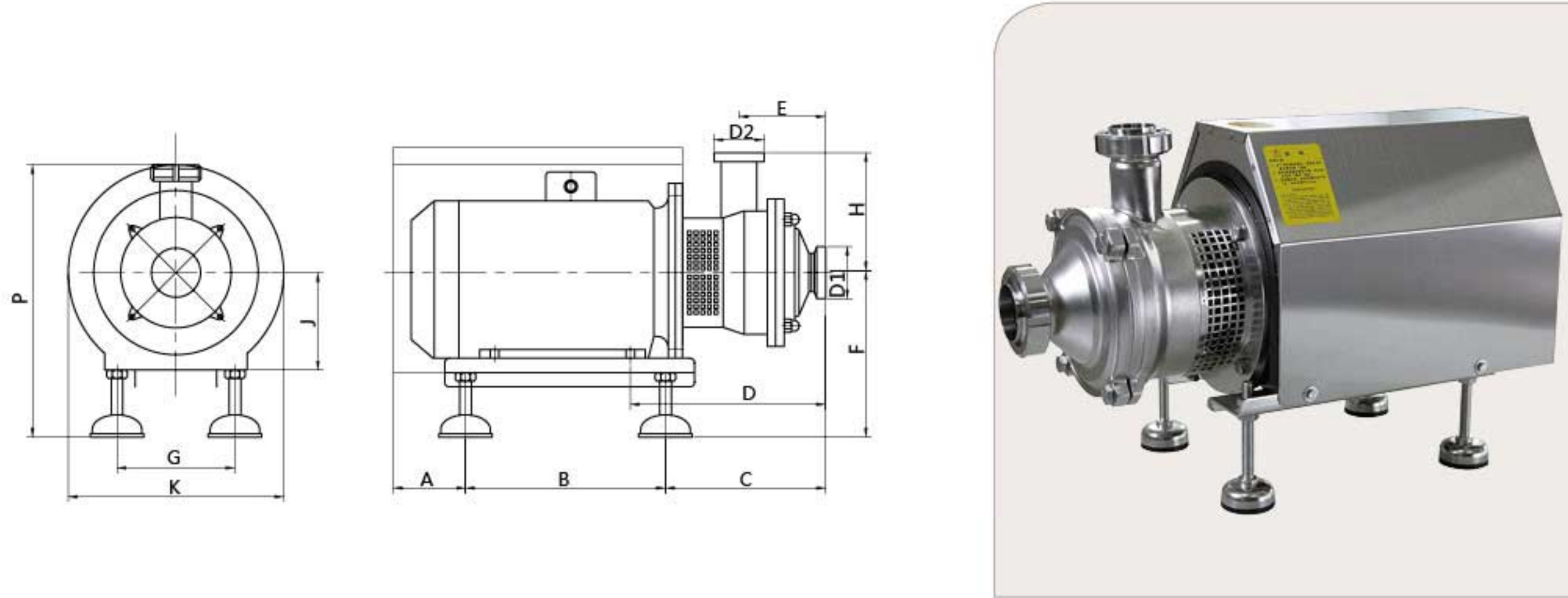
	A	B	C	D	E	F	G	H	K	J	P	KG
3KW	115	290	205	268	132	150/215	227	168	290/345	100	345/405	60

介质: 20℃清水 误差: ±5% Medium: 20℃ clean water Error: ±5%	转速: 2900RPM 频率: 50Hz Rotating Speed: 2900RPM Frequency: 50Hz	叶轮直径: 最大 φ 188 mm Impeller diameter: maximum φ 188 mma	进口直径: D1 φ 63 mm 出口直径: D2 φ 51 mm Inlet Diameter: D1 φ 63 mm Outlet Diameter: D2 φ 51 mm
---	---	---	---

性能曲线 Performance curve



SLRP 系列卫生自吸泵 SLRP sanitary liquid-ring pump

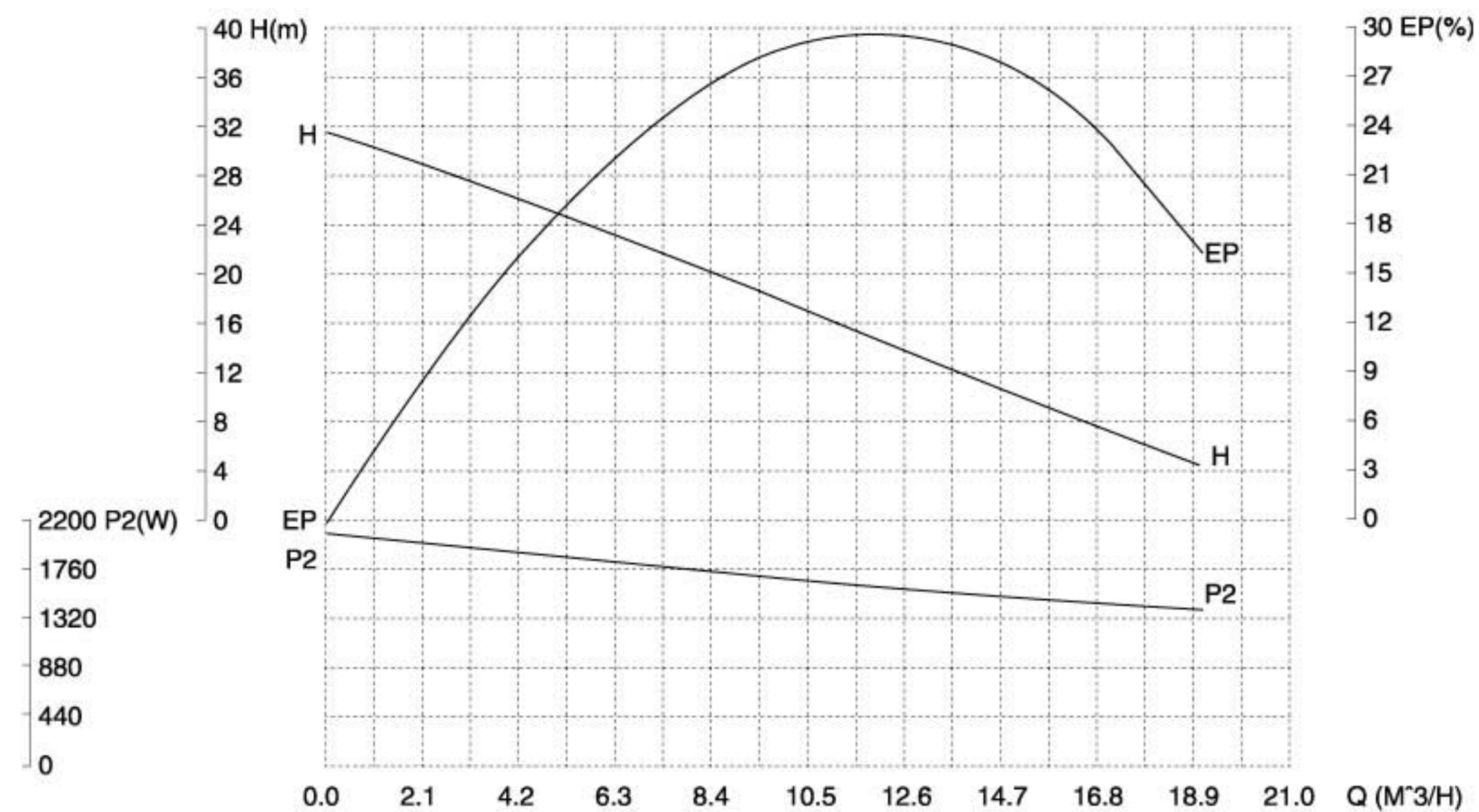


SLRP 系列技术参数说明 SLRP technical data

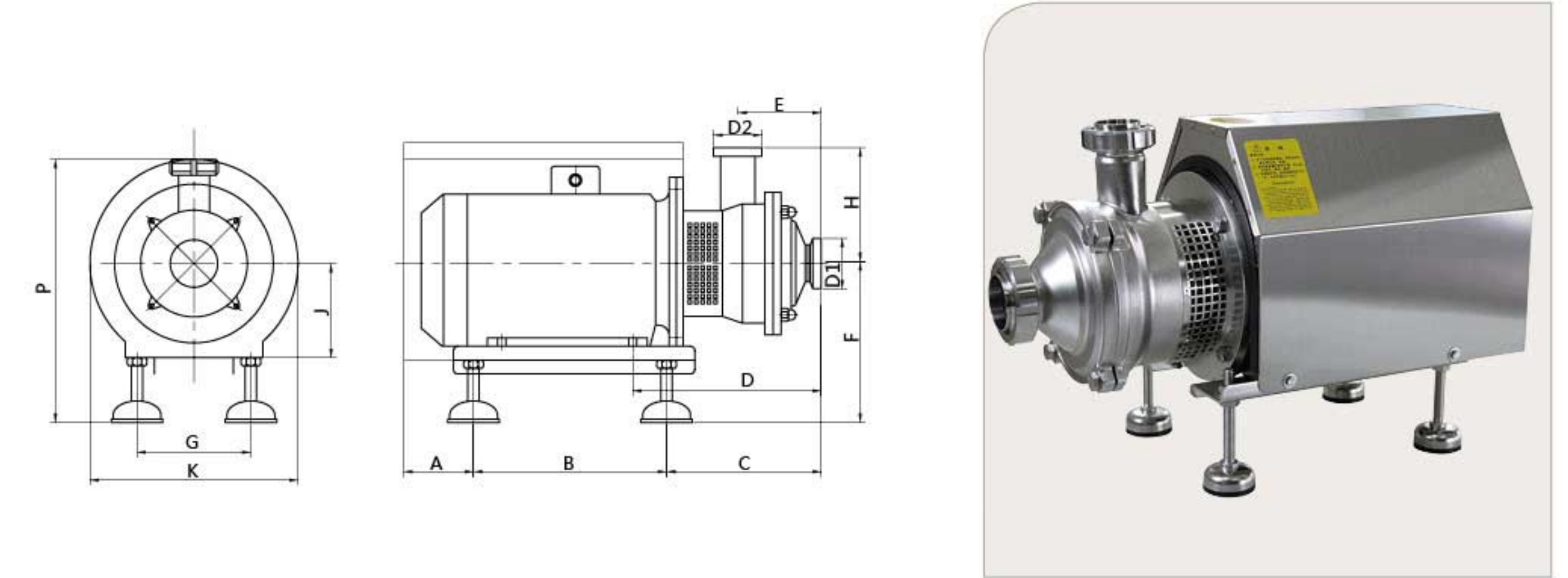
	A	B	C	D	E	F	G	H	K	J	P	KG
4KW	115	290	212	268	132	162/227	227	168	290/345	112	357/417	70

介质: 20℃清水 误差: ±5% Medium: 20℃ clean water Error: ±5%	转速: 2900RPM 频率: 50Hz Rotating Speed: 2900RPM Frequency: 50Hz	叶轮直径: 最大 φ 188 mm Impeller diameter: maximum φ 188 mma	进口直径: D1 φ 63 mm 出口直径: D2 φ 51 mm Inlet Diameter: D1 φ 63 mm Outlet Diameter: D2 φ 51 mm
---	---	---	---

性能曲线 Performance curve



SLRP 系列卫生自吸泵 SLRP sanitary liquid-ring pump

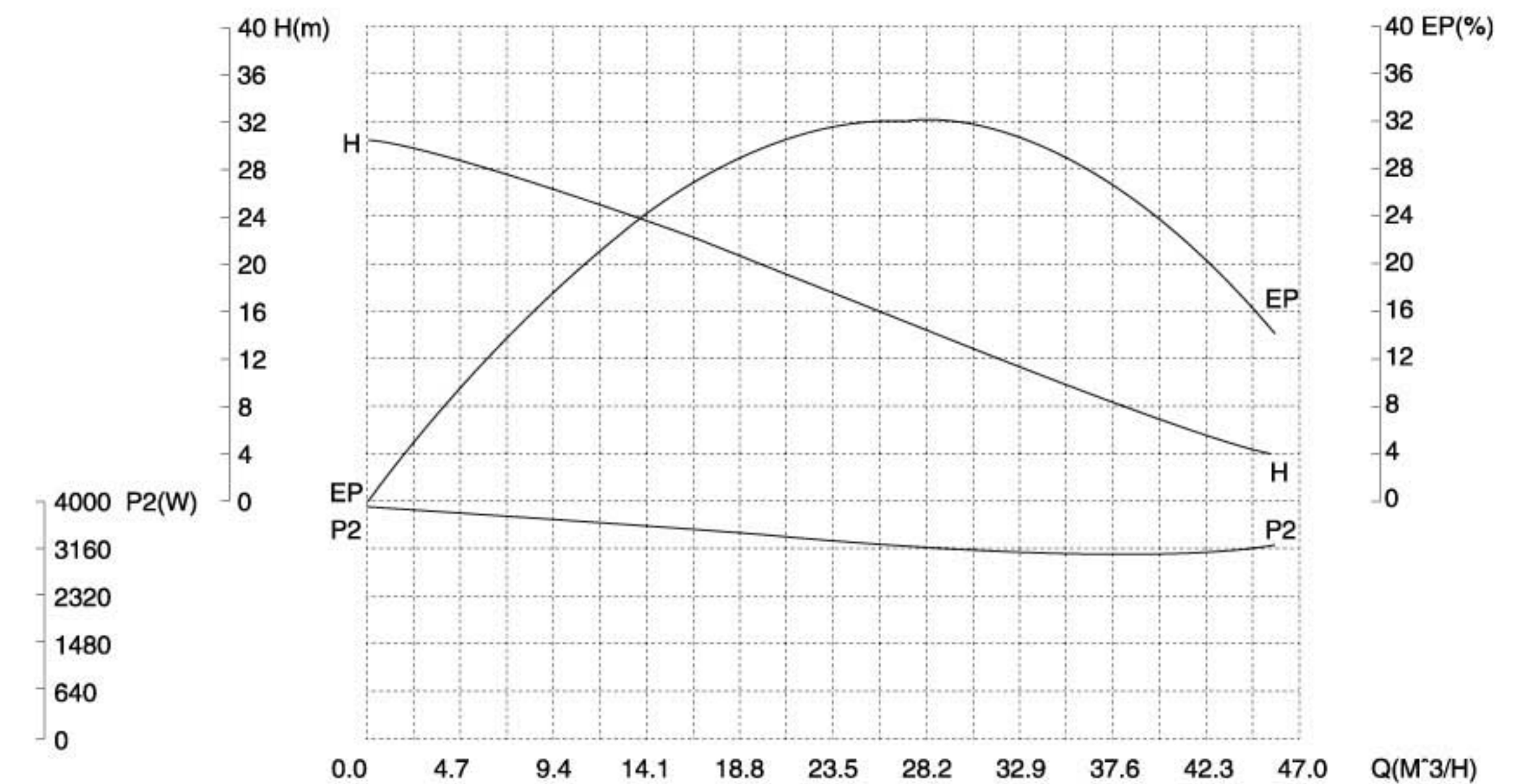


SLRP 系列技术参数说明 SLRP technical data

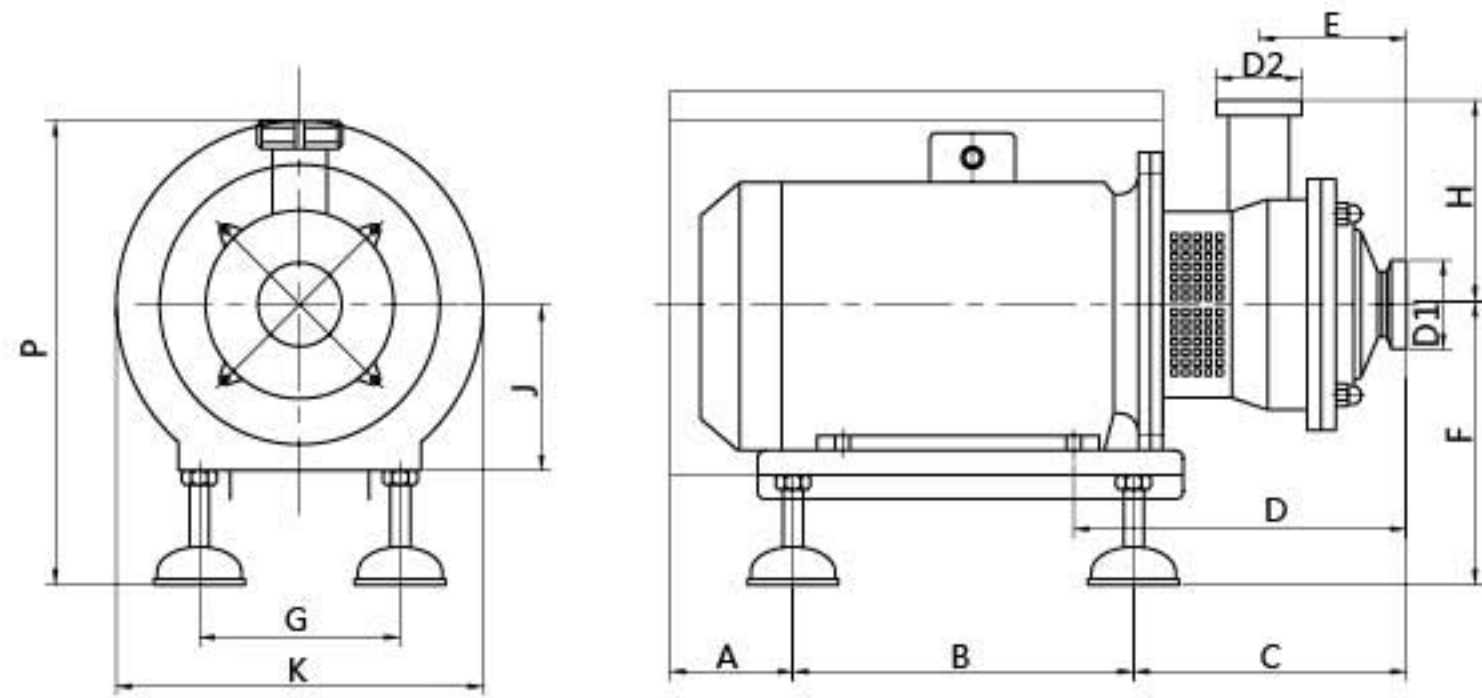
	A	B	C	D	E	F	G	H	K	J	P	KG
5.5KW	103	382	230	350	145	180/247	260	181	340/390	132	395/455	91

介质: 20℃清水 误差: ±5% Medium: 20℃ clean water Error: ±5%	转速: 2900RPM 频率: 50Hz Rotating Speed: 2900RPM Frequency: 50Hz	叶轮直径: 最大 φ 198 mm Impeller diameter: maximum φ 198 mm	进口直径: D1 φ 76 mm 出口直径: D2 φ 63 mm Inlet Diameter: D1 φ 76 mm Outlet Diameter: D2 φ 63 mm
---	---	--	---

性能曲线 Performance curve



SLRP 系列卫生自吸泵 SLRP sanitary liquid-ring pump

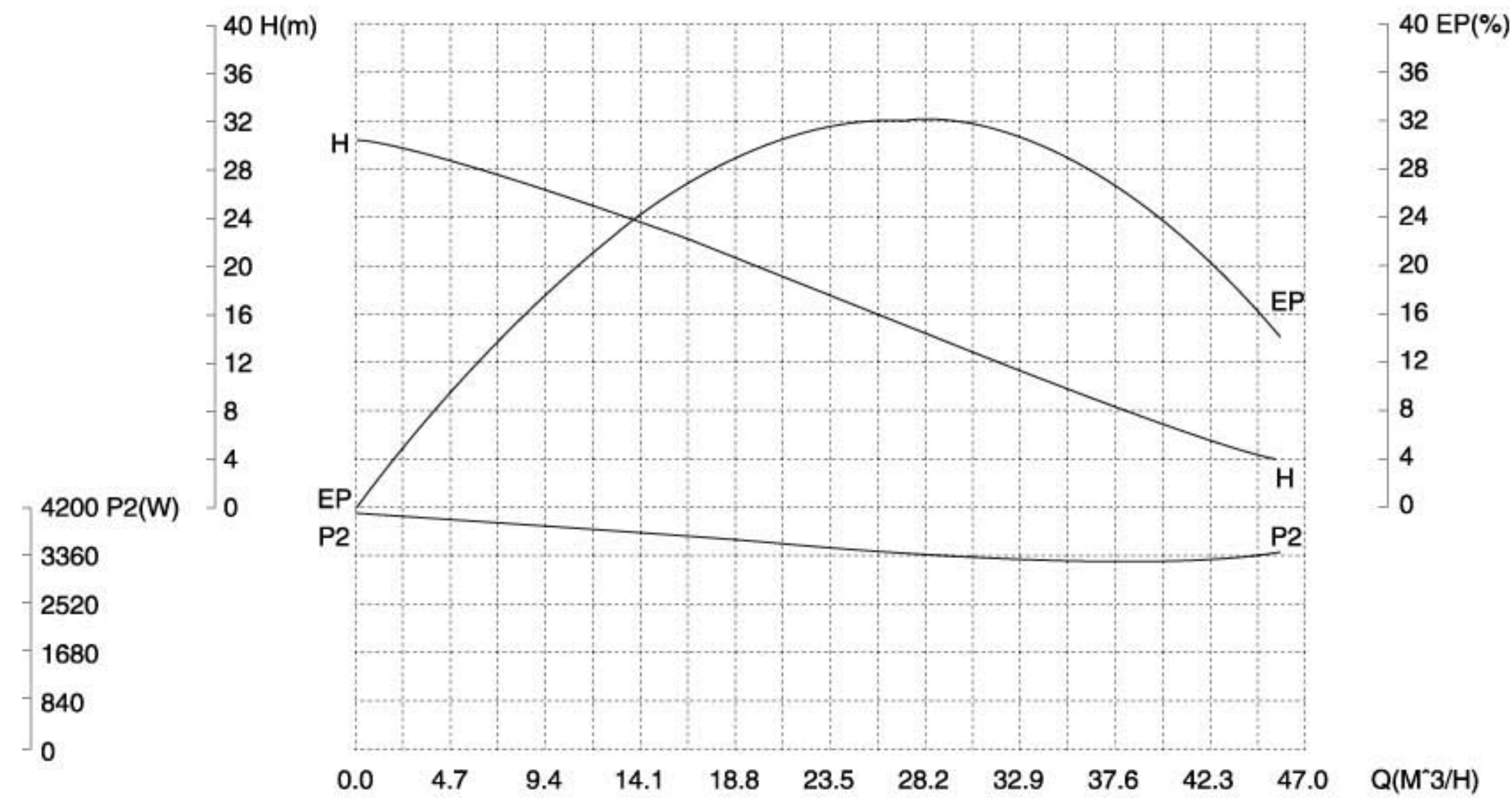


SLRP 系列技术参数说明 SLRP technical data

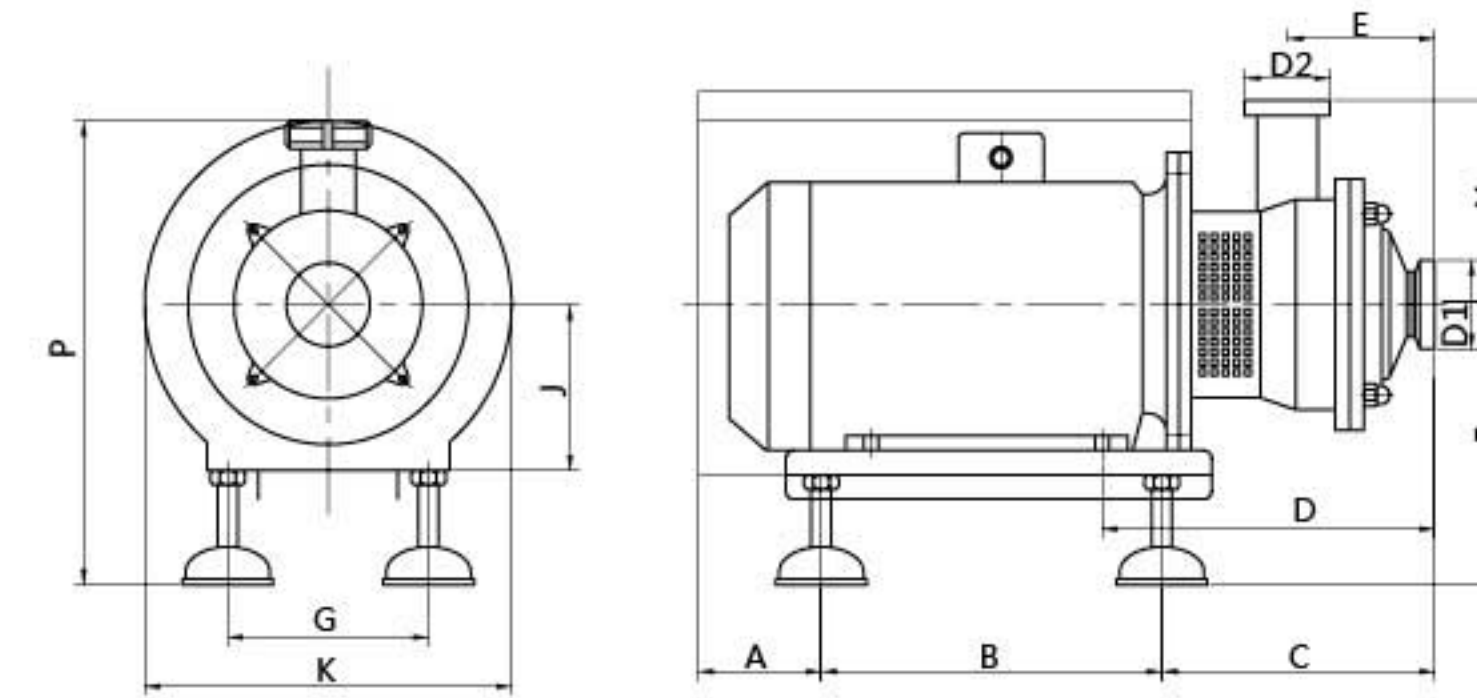
	A	B	C	D	E	F	G	H	K	J	P	KG
7.5KW	103	382	230	350	145	180/247	260	181	340/390	132	395/455	101

介质: 20℃清水 误差: ±5% Medium: 20℃ clean water Error: ±5%	转速: 2900RPM 频率: 50Hz Rotating Speed: 2900RPM Frequency: 50Hz	叶轮直径: 最大 φ 198 mm Impeller diameter: maximum φ 198 mm	进口直径: D1 φ 76 mm 出口直径: D2 φ 63 mm Inlet Diameter: D1 φ 76 mm Outlet Diameter: D2 φ 63 mm
---	---	--	---

性能曲线 Performance curve



SLRP 系列卫生自吸泵 SLRP sanitary liquid-ring pump

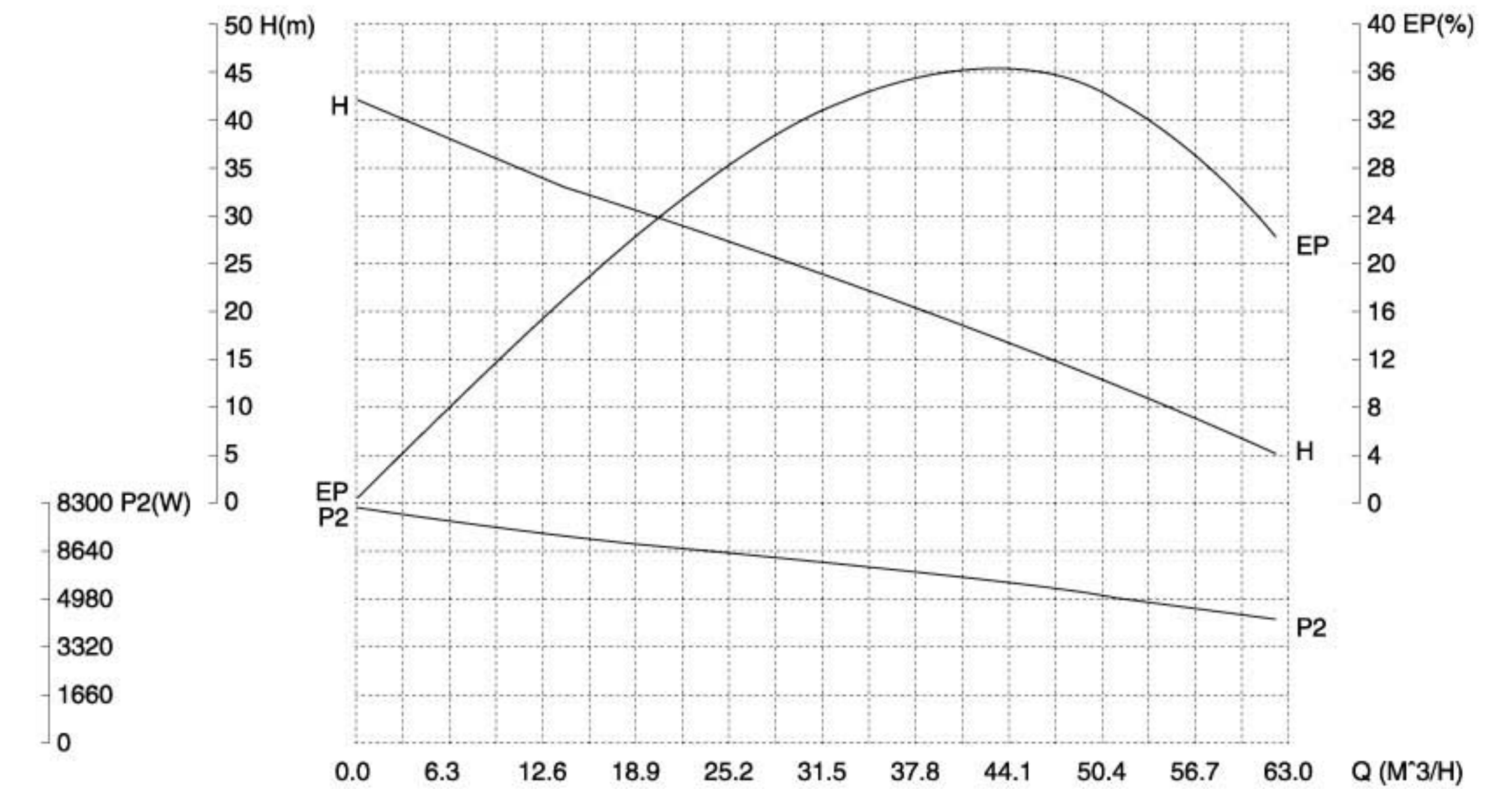


SLRP 系列技术参数说明 SLRP technical data

	A	B	C	D	E	F	G	H	K	J	P	KG
11KW	132	465	305	433	187	272/315	330	222	420/470	160	555/595	186

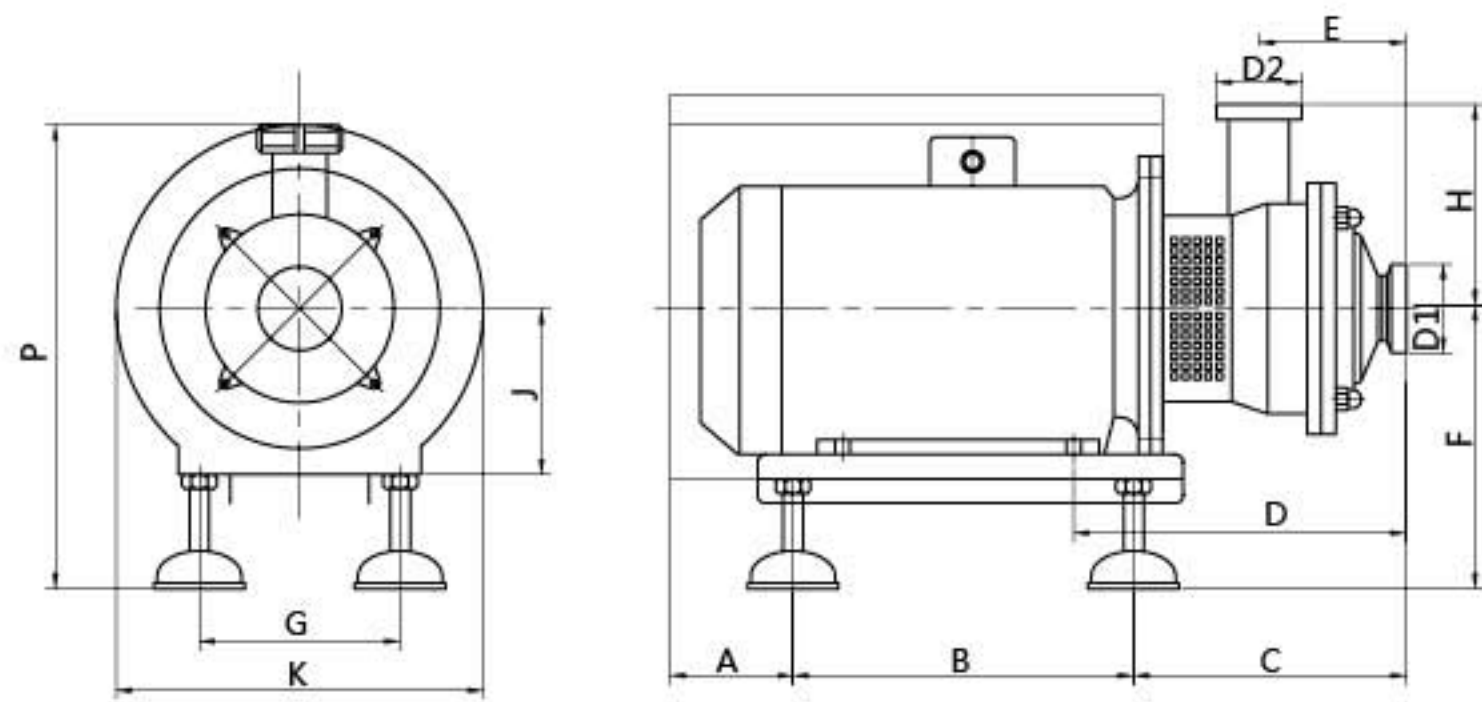
介质: 20℃清水 误差: ±5% Medium: 20℃ clean water Error: ±5%	转速: 2900RPM 频率: 50Hz Rotating Speed: 2900RPM Frequency: 50Hz	叶轮直径: 最大 φ 250 mm Impeller diameter: maximum φ 250 mm	进口直径: D1 φ 89 mm 出口直径: D2 φ 76 mm Inlet Diameter: D1 φ 89 mm Outlet Diameter: D2 φ 76 mm
---	---	--	---

性能曲线 Performance curve



SLRP 系列卫生自吸泵

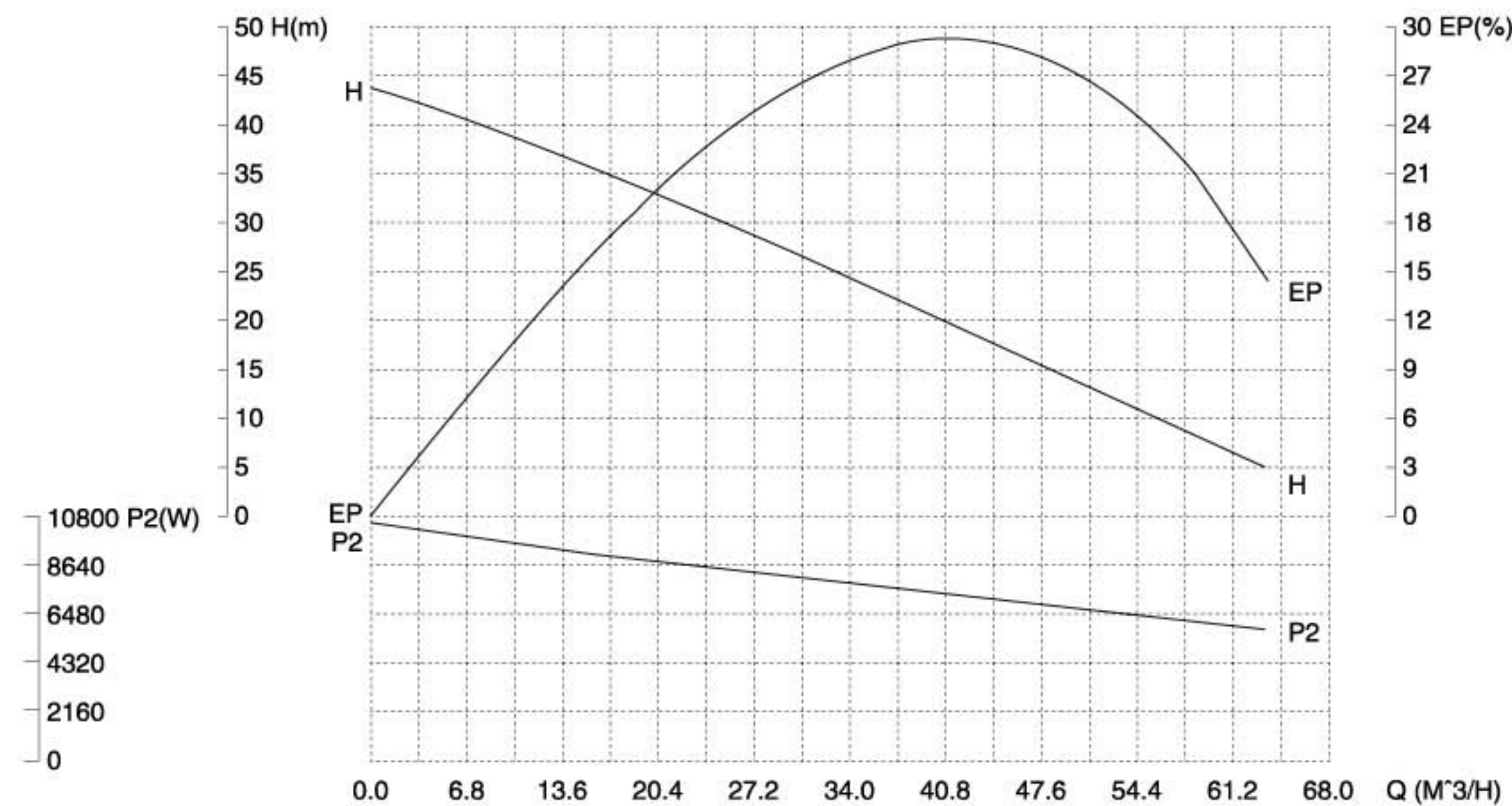
SLRP sanitary liquid-ring pump



SLRP 系列技术参数说明 SLRP technical data												
	A	B	C	D	E	F	G	H	K	J	P	KG
15KW	132	465	318	446	187	272/315	330	222	420/470	160	555/595	195

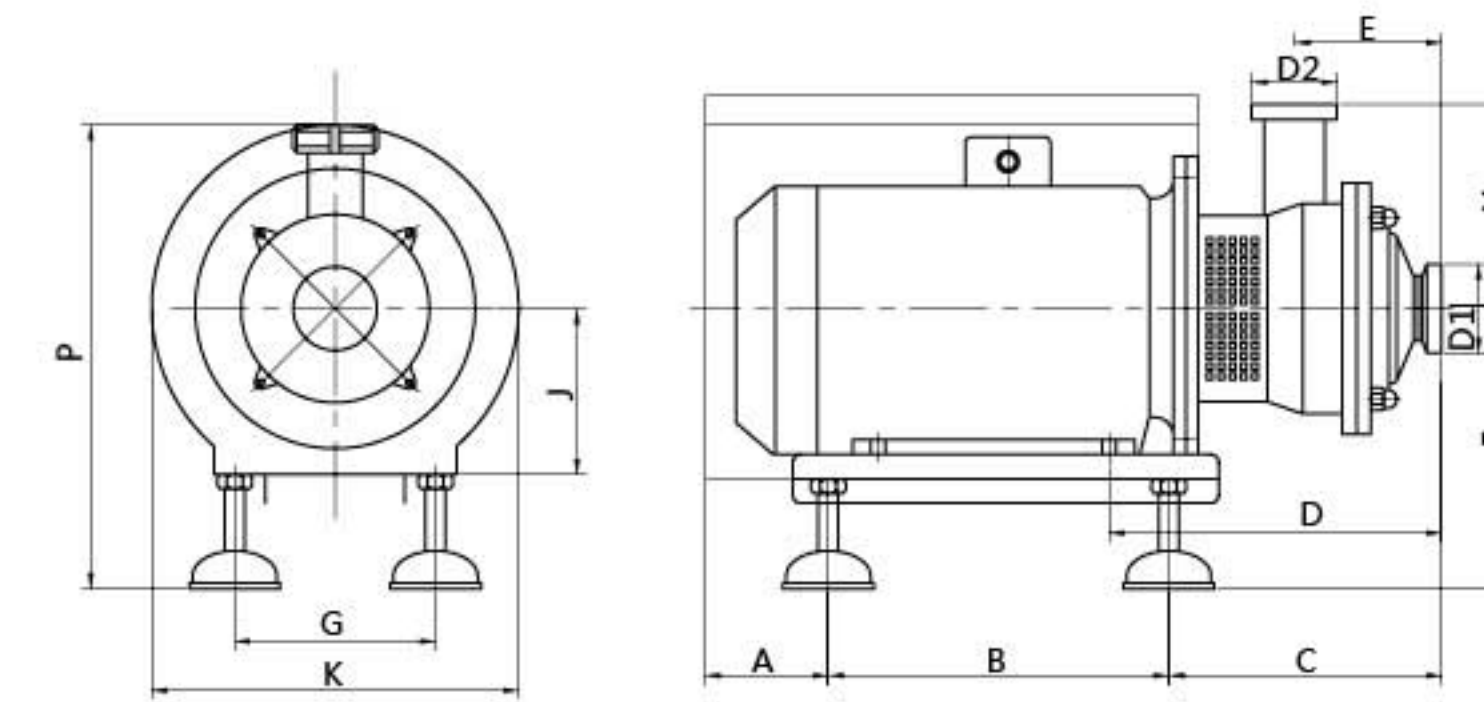
介质: 20℃清水 误差: ±5% Medium: 20℃ clean water Error: ±5%	转速: 2900RPM 频率: 50Hz Rotating Speed: 2900RPM Frequency: 50Hz	叶轮直径: 最大 φ250 mm Impeller diameter: maximum φ250 mm	进口直径: D1 φ89 mm 出口直径: D2 φ89 mm Inlet Diameter: D1 φ89 mm Outlet Diameter: D2 φ89 mm
---	---	--	---

性能曲线 Performance curve



SLRP 系列卫生自吸泵

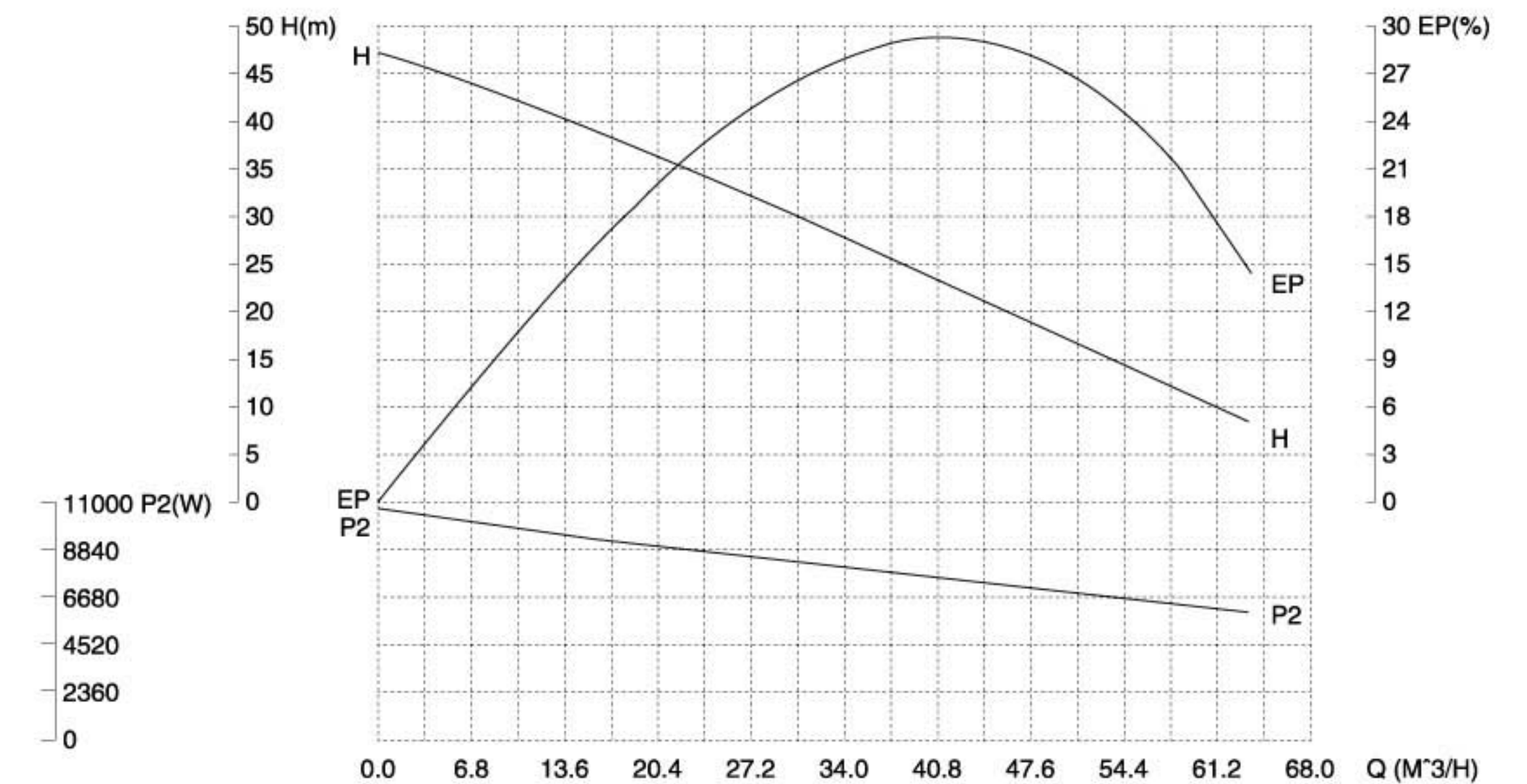
SLRP sanitary liquid-ring pump



SLRP 系列技术参数说明 SLRP technical data												
	A	B	C	D	E	F	G	H	K	J	P	KG
18.5KW	132	465	318	446	187	272/315	330	222	420/470	160	555/595	210

介质: 20℃清水 误差: ±5% Medium: 20℃ clean water Error: ±5%	转速: 2900RPM 频率: 50Hz Rotating Speed: 2900RPM Frequency: 50Hz	叶轮直径: 最大 φ250 mm Impeller diameter: maximum φ250 mm	进口直径: D1 φ89 mm 出口直径: D2 φ89 mm Inlet Diameter: D1 φ89 mm Outlet Diameter: D2 φ89 mm
---	---	--	---

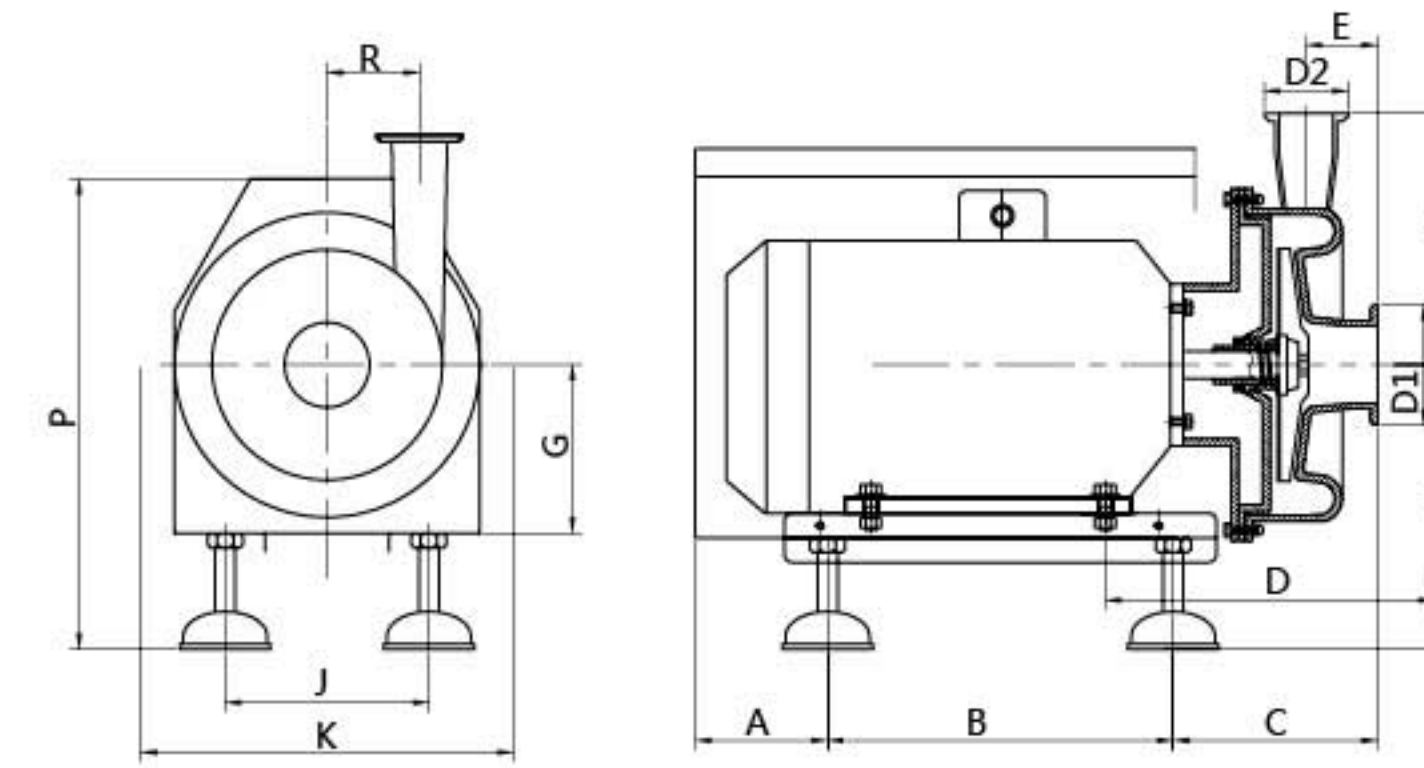
性能曲线 Performance curve



GFP 系列



GFP 系列卫生离心泵 GFP sanitary centrifugal pump

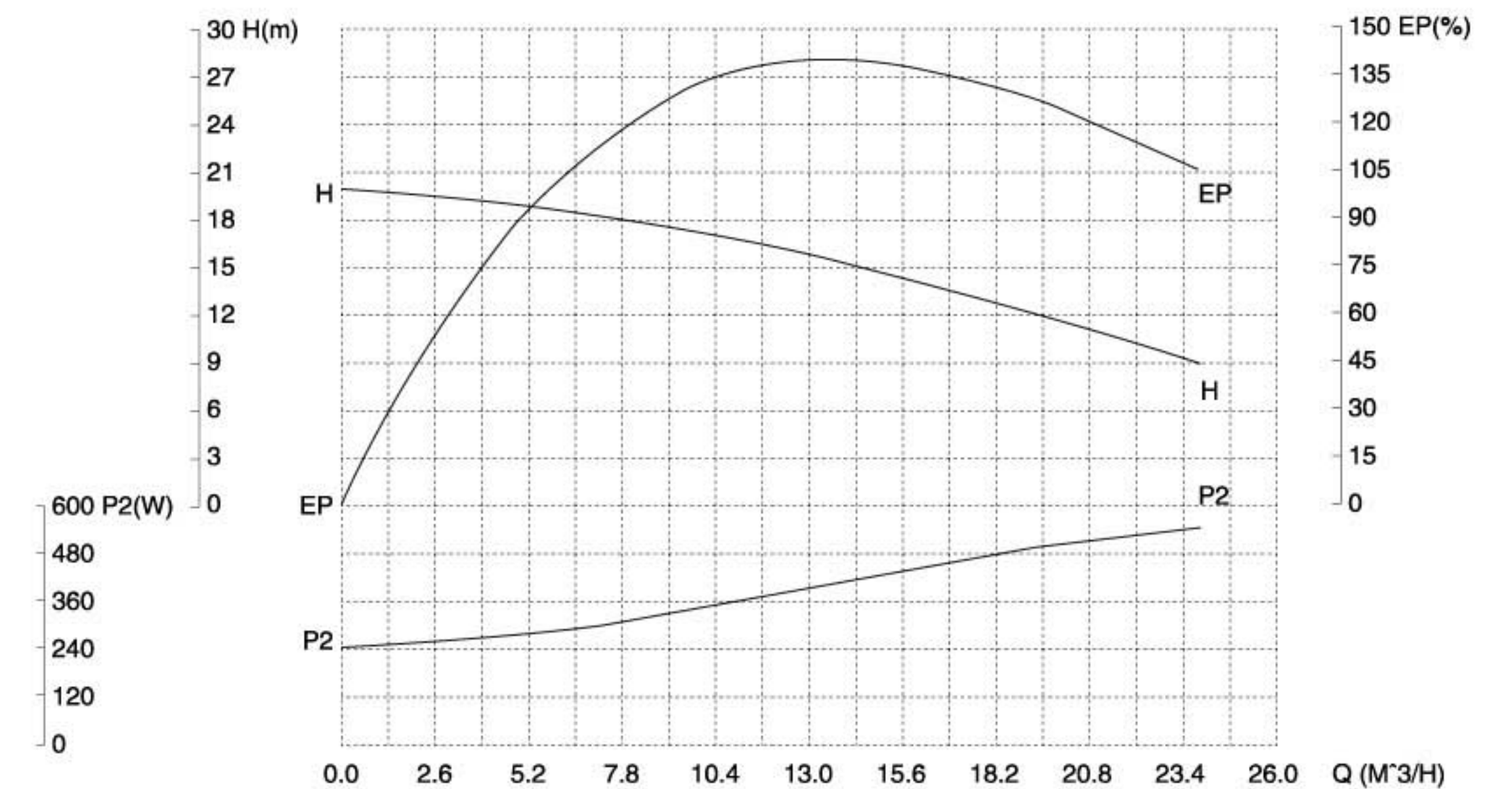


GFP 系列技术参数说明 GFP technical data

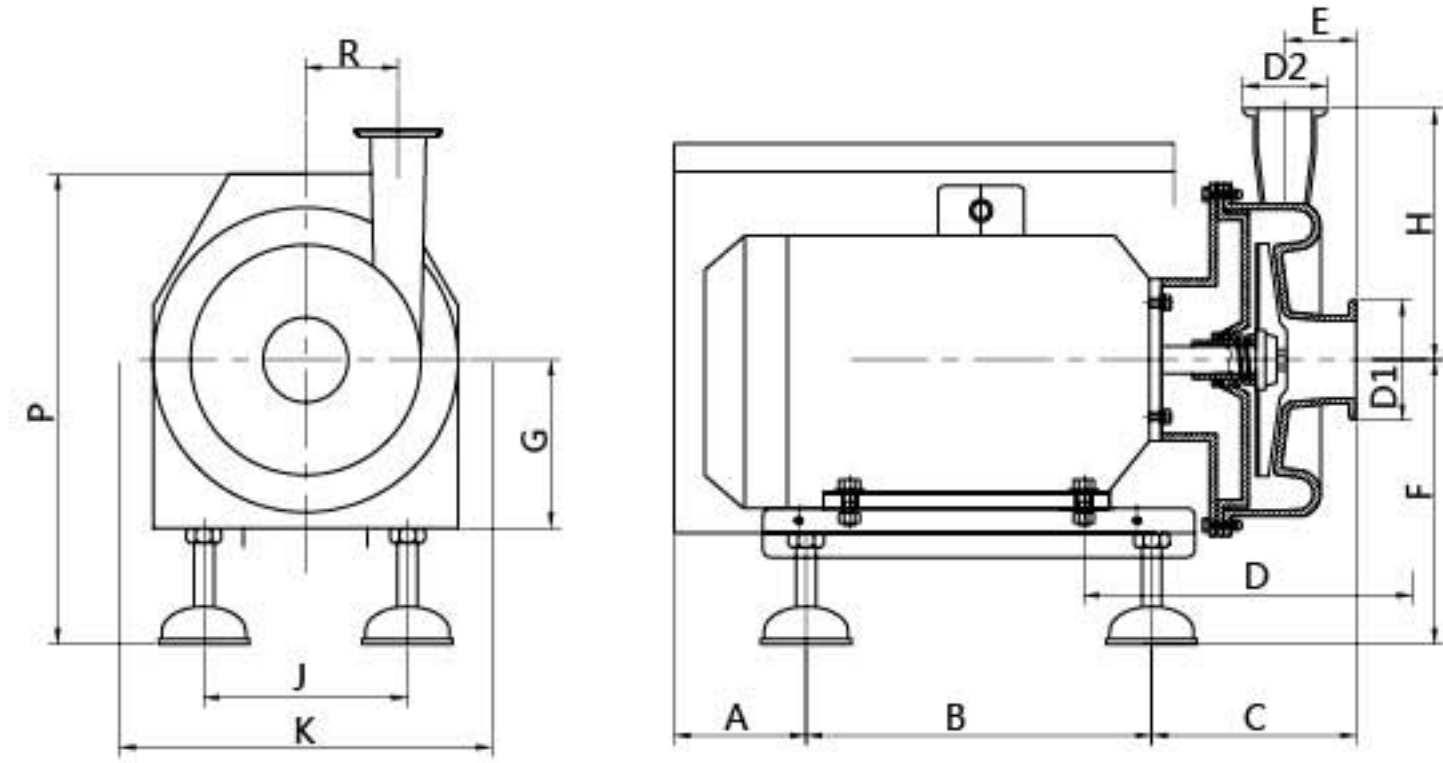
	A	B	C	D	E	F	G	H	K	J	R	P	KG
0.75KW	77	190	115	142	44	171/201	80	131	193/240	150/190	53	308/338	21

介质: 20℃清水 误差: ±5% Medium: 20℃ clean water Error: ±5%	转速: 2900RPM 频率: 50Hz Rotating Speed: 2900RPM Frequency: 50Hz	叶轮直径: 最大 φ 125 mm Impeller diameter: maximum φ 125 mm	进口直径: D1 φ 38 mm 出口直径: D2 φ 32 mm Inlet Diameter: D1 φ 38 mm Outlet Diameter: D2 φ 32 mm
---	---	--	---

性能曲线 Performance curve



GFP 系列卫生离心泵 GFP sanitary centrifugal pump

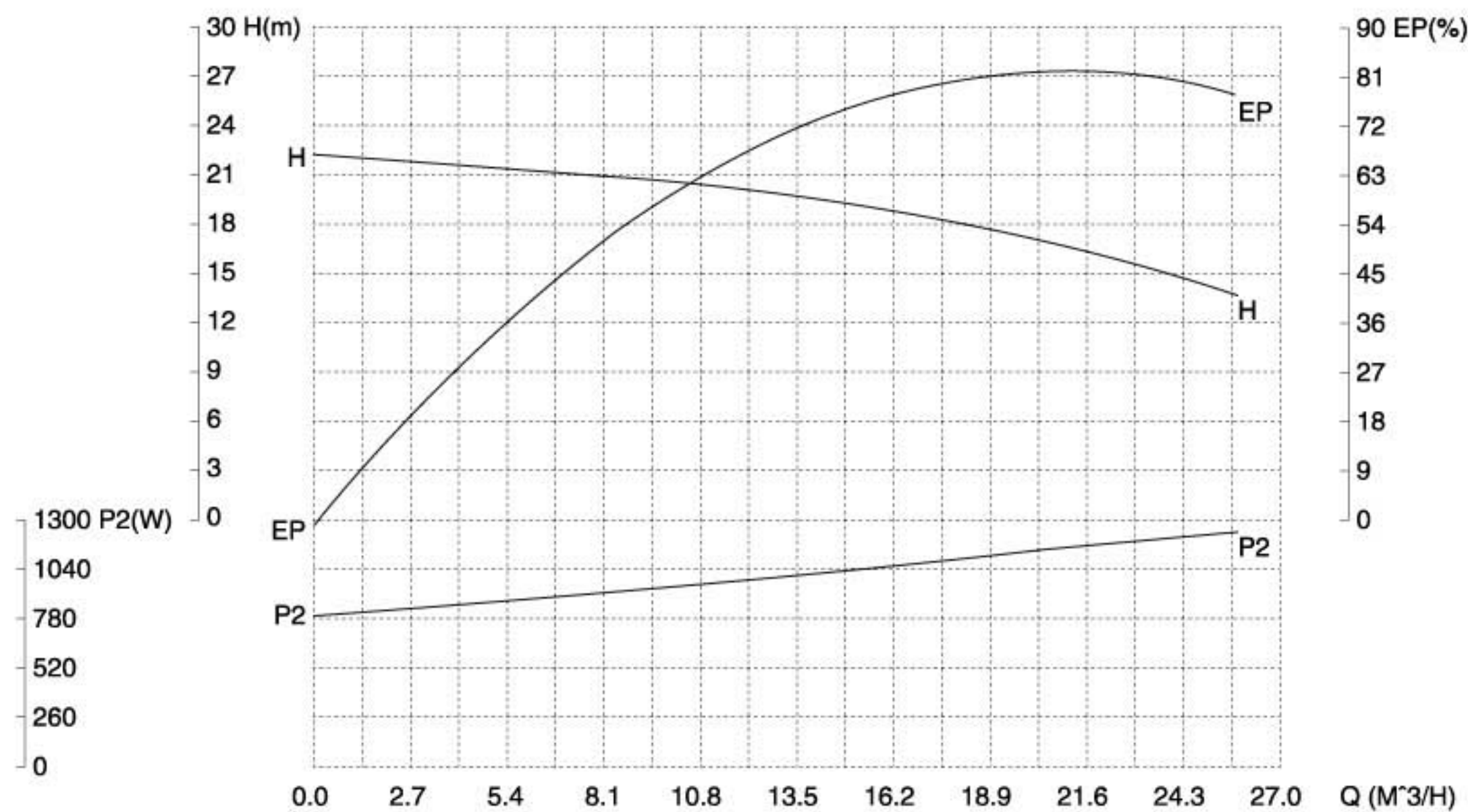


GFP 系列技术参数说明 GFP technical data

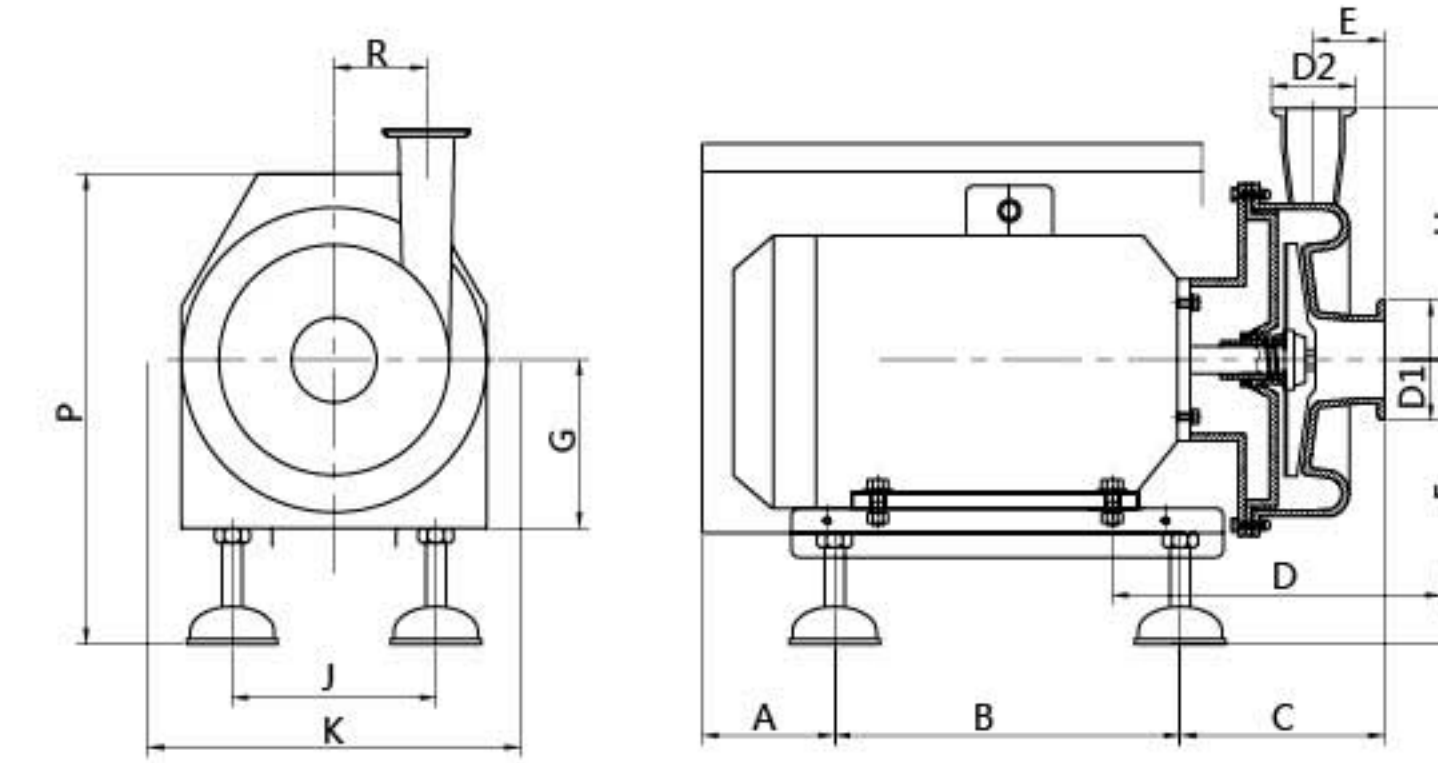
	A	B	C	D	E	F	G	H	K	J	R	P	KG
1.5KW	95	220	123	165	49	185/215	90	165	240	175	72	330/360	28

介质: 20℃清水 误差: ±5% Medium: 20℃ clean water Error: ±5%	转速: 2900RPM 频率: 50Hz Rotating Speed: 2900RPM Frequency: 50Hz	叶轮直径: 最大 φ 135 mm Impeller diameter: maximum φ 135 mm	进口直径: D1 φ 51 mm 出口直径: D2 φ 38 mm Inlet Diameter: D1 φ 51 mm Outlet Diameter: D2 φ 38 mm
---	---	--	---

性能曲线 Performance curve



GFP 系列卫生离心泵 GFP sanitary centrifugal pump

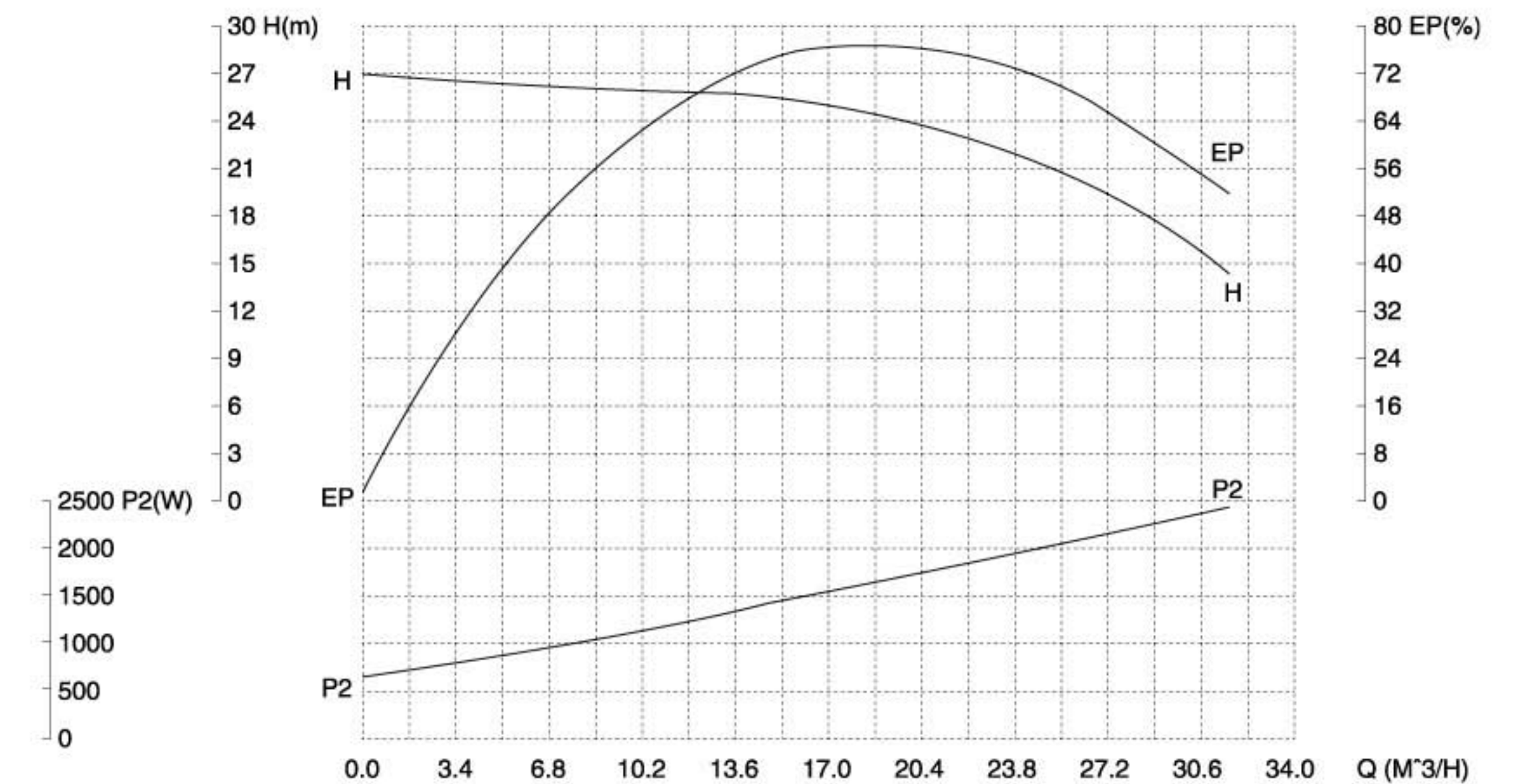


GFP 系列技术参数说明 GFP technical data

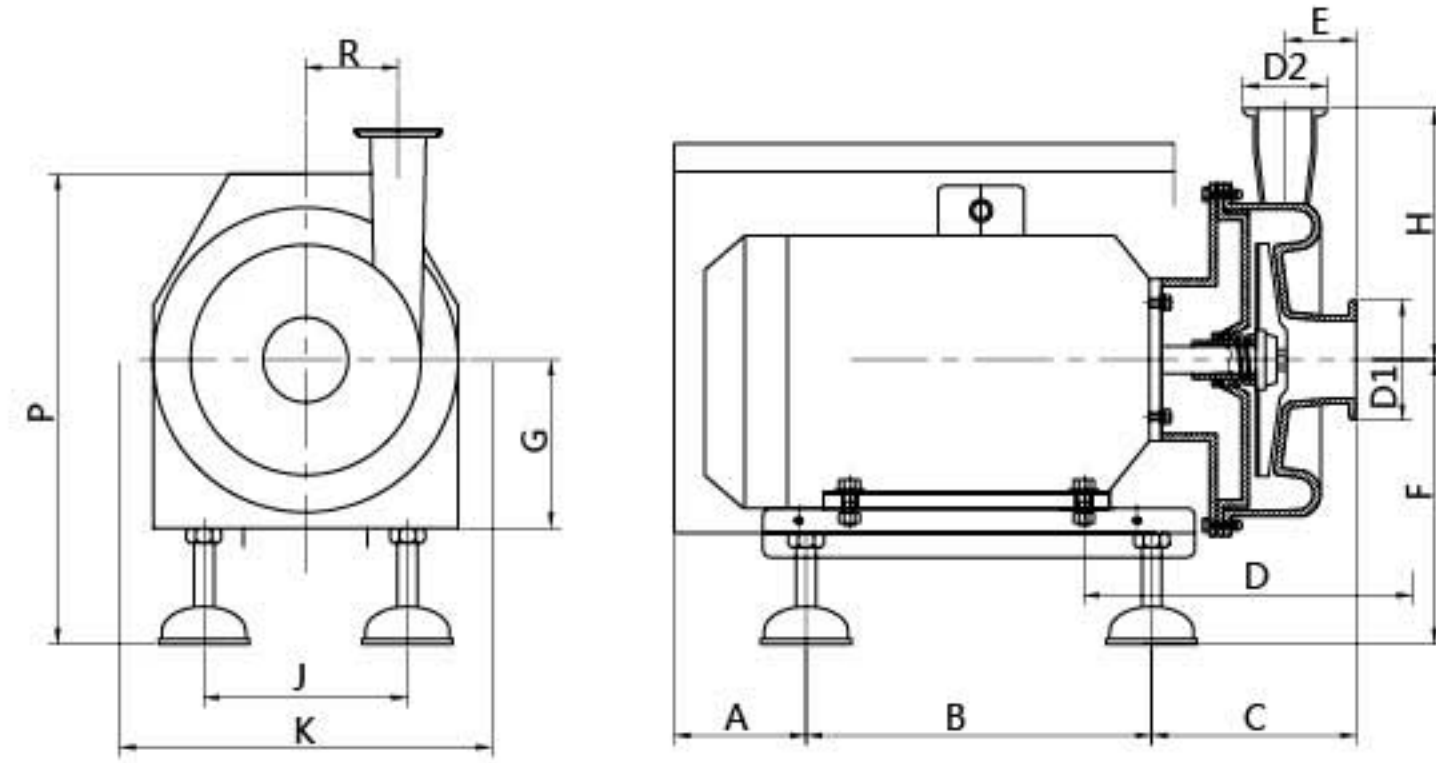
	A	B	C	D	E	F	G	H	K	J	R	P	KG
2.2KW	95	220	123	165	49	185/215	90	165	240	175	72	330/360	31

介质: 20℃清水 误差: ±5% Medium: 20℃ clean water Error: ±5%	转速: 2900RPM 频率: 50Hz Rotating Speed: 2900RPM Frequency: 50Hz	叶轮直径: 最大 φ 140 mm Impeller diameter: maximum φ 140 mm	进口直径: D1 φ 51 mm 出口直径: D2 φ 38 mm Inlet Diameter: D1 φ 51 mm Outlet Diameter: D2 φ 38 mm
---	---	--	---

性能曲线 Performance curve



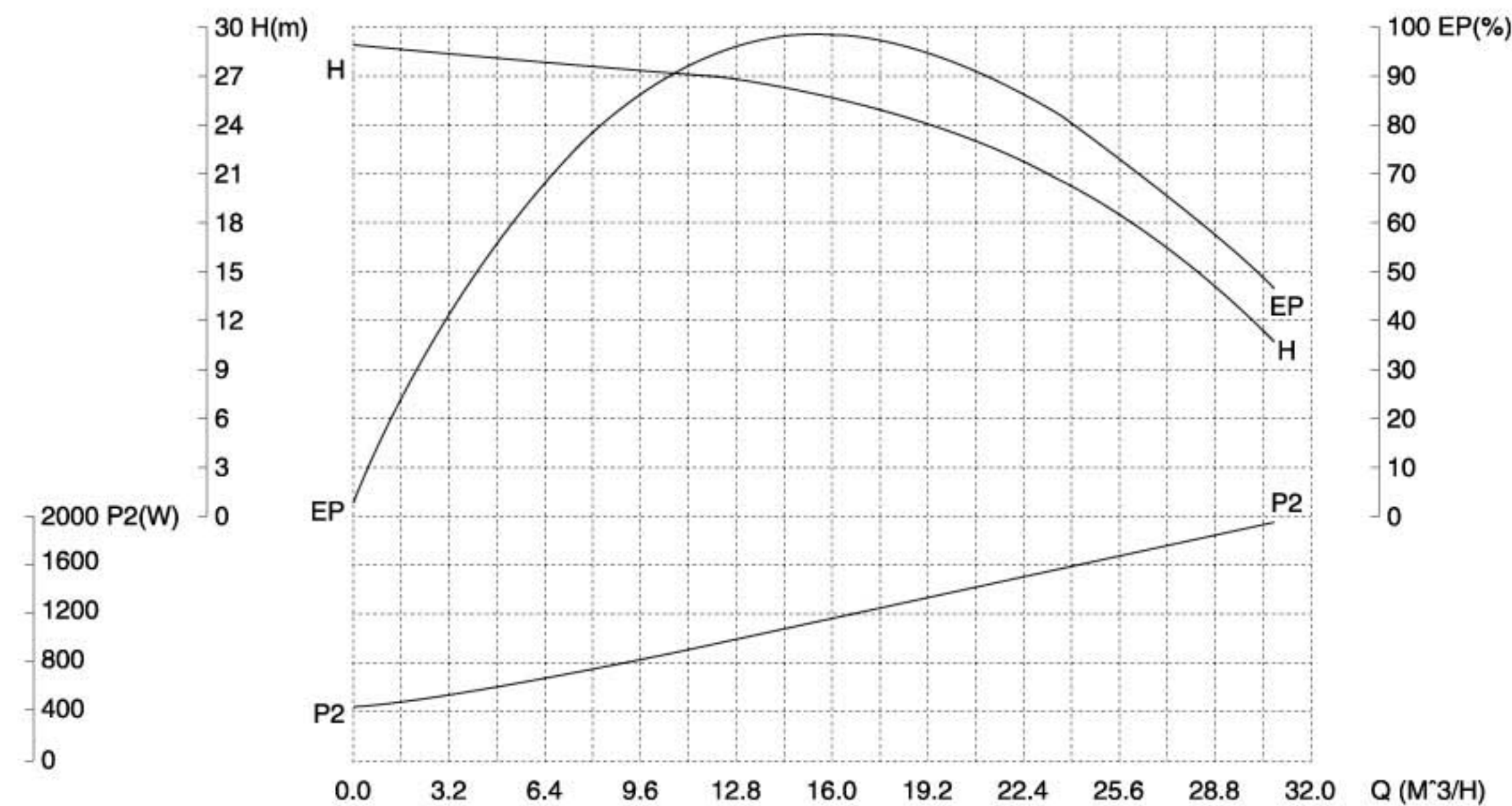
GFP 系列卫生离心泵 GFP sanitary centrifugal pump



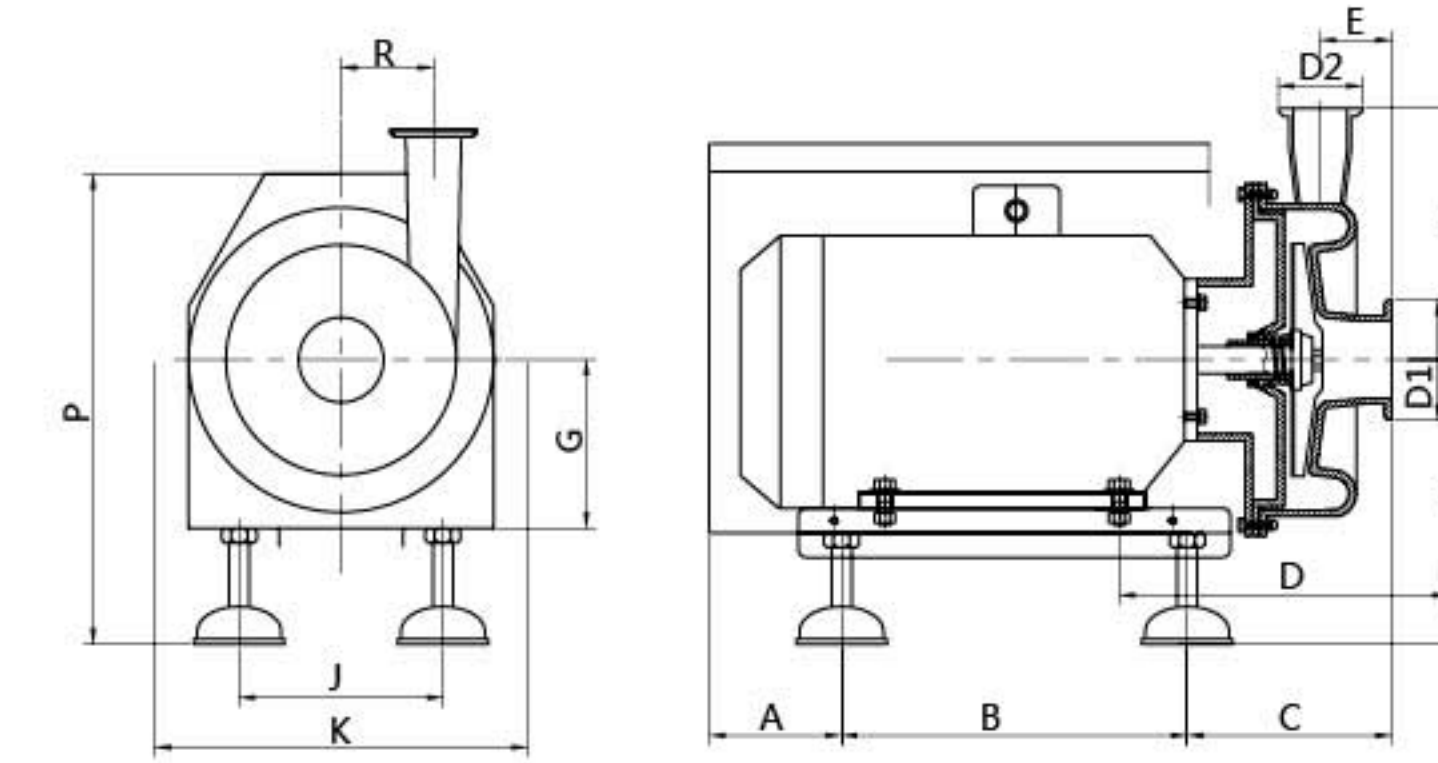
GFP 系列技术参数说明 GFP technical data													
	A	B	C	D	E	F	G	H	K	J	R	P	KG
3KW	100	255	137	175	47	200/230	100	185	290	235	82	400/430	40

介质: 20℃清水 误差: ±5% Medium: 20℃ clean water Error: ±5%	转速: 2900RPM 频率: 50Hz Rotating Speed: 2900RPM Frequency: 50Hz	叶轮直径: 最大 φ 143 mm Impeller diameter: maximum φ 143 mm	进口直径: D1 φ 51 mm 出口直径: D2 φ 51 mm Inlet Diameter: D1 φ 51 mm Outlet Diameter: D2 φ 51 mm
---	---	--	---

性能曲线 Performance curve



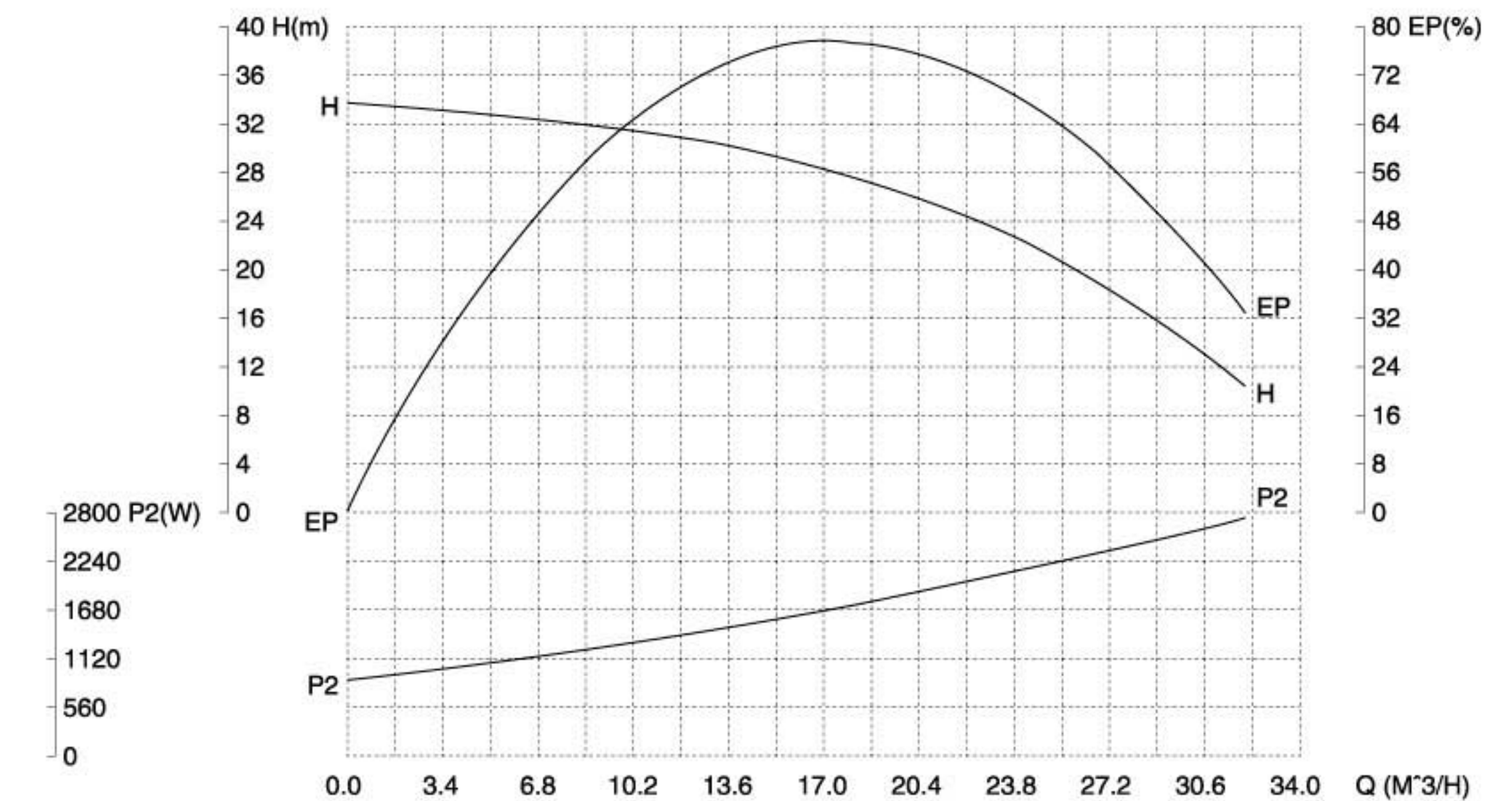
GFP 系列卫生离心泵 GFP sanitary centrifugal pump



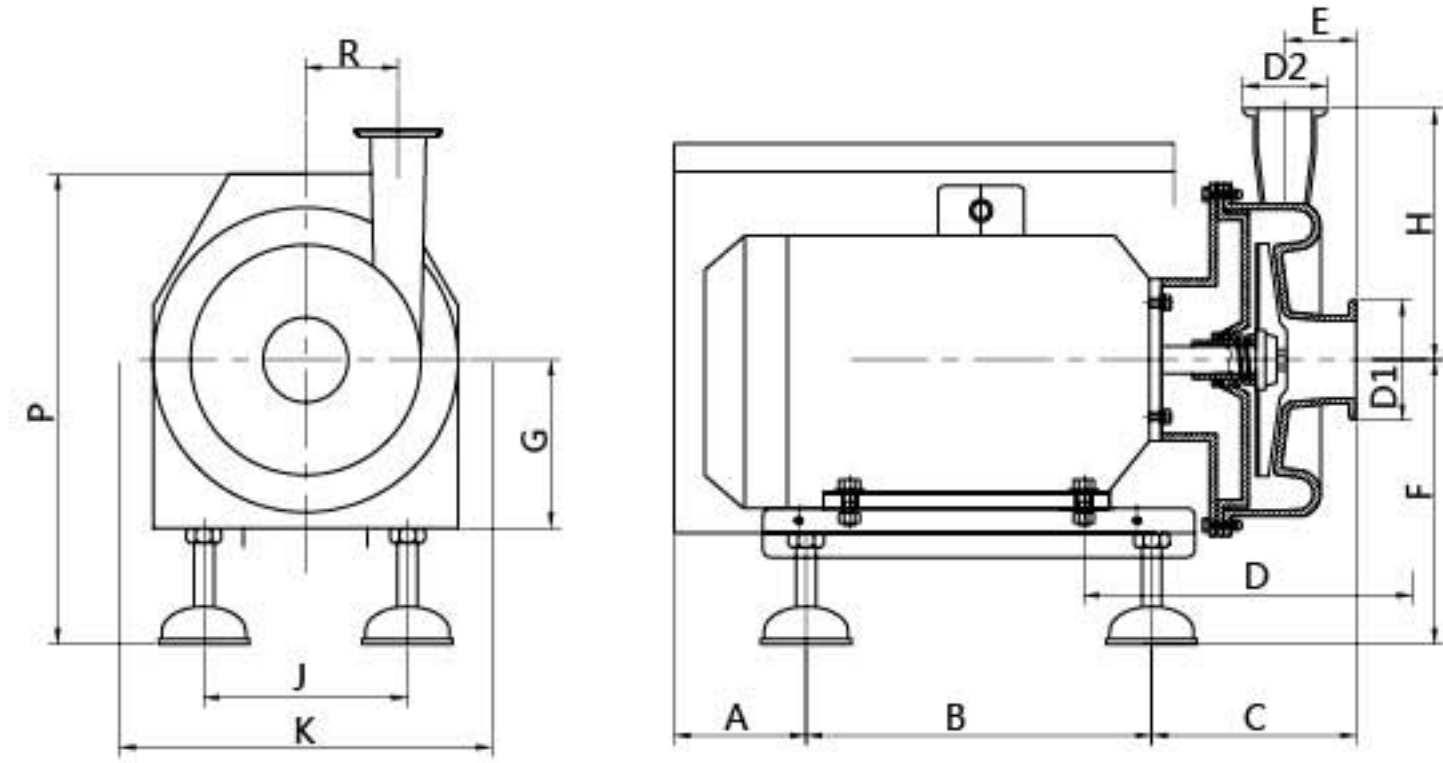
GFP 系列技术参数说明 GFP technical data													
	A	B	C	D	E	F	G	H	K	J	R	P	KG
4KW	100	255	137	182	47	212/242	112	185	290	235	82	400/430	47

介质: 20℃清水 误差: ±5% Medium: 20℃ clean water Error: ±5%	转速: 2900RPM 频率: 50Hz Rotating Speed: 2900RPM Frequency: 50Hz	叶轮直径: 最大 φ 147 mm Impeller diameter: maximum φ 147 mm	进口直径: D1 φ 51 mm 出口直径: D2 φ 51 mm Inlet Diameter: D1 φ 51 mm Outlet Diameter: D2 φ 51 mm
---	---	--	---

性能曲线 Performance curve



GFP 系列卫生离心泵 GFP sanitary centrifugal pump

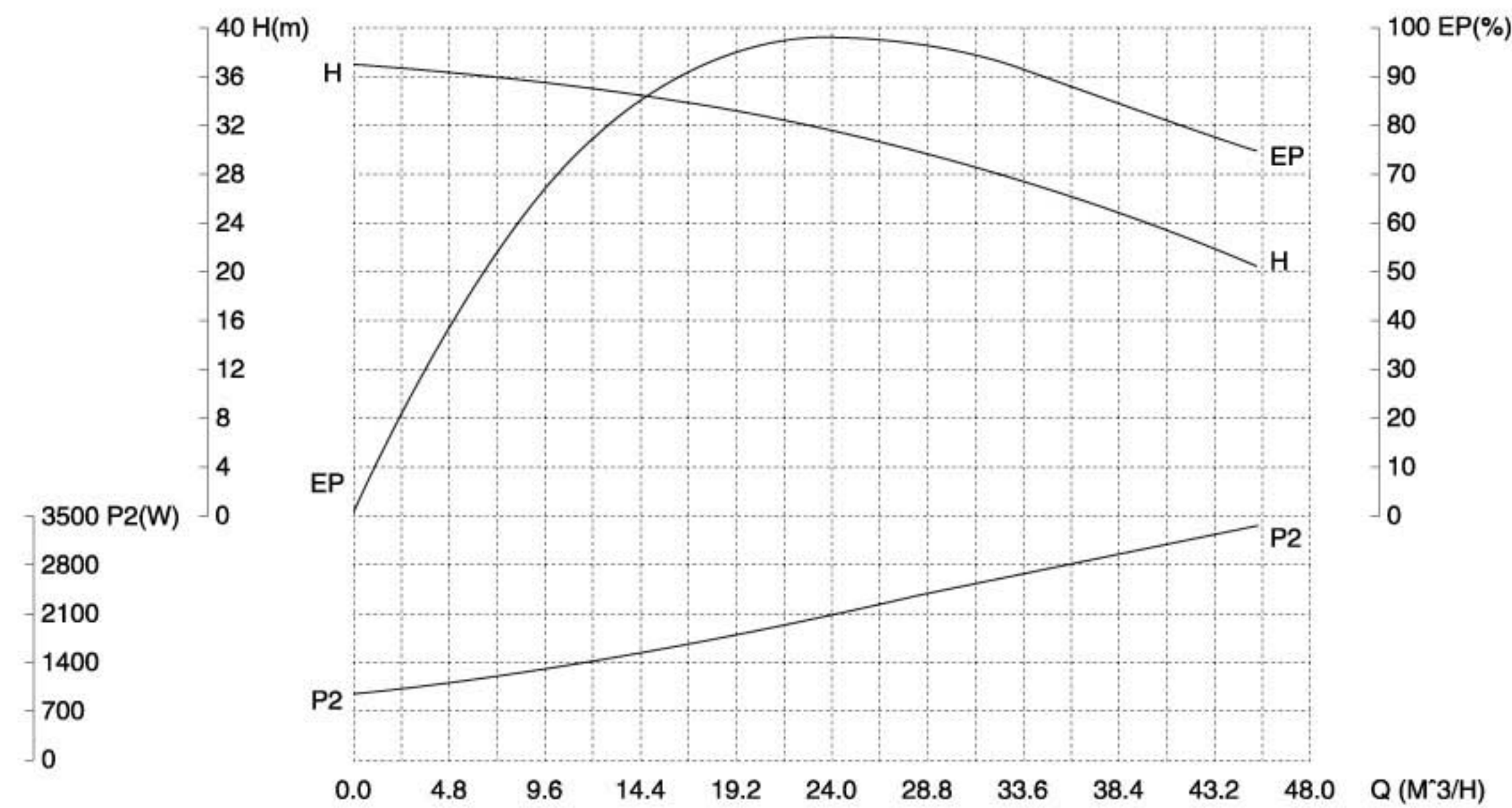


GFP 系列技术参数说明 GFP technical data

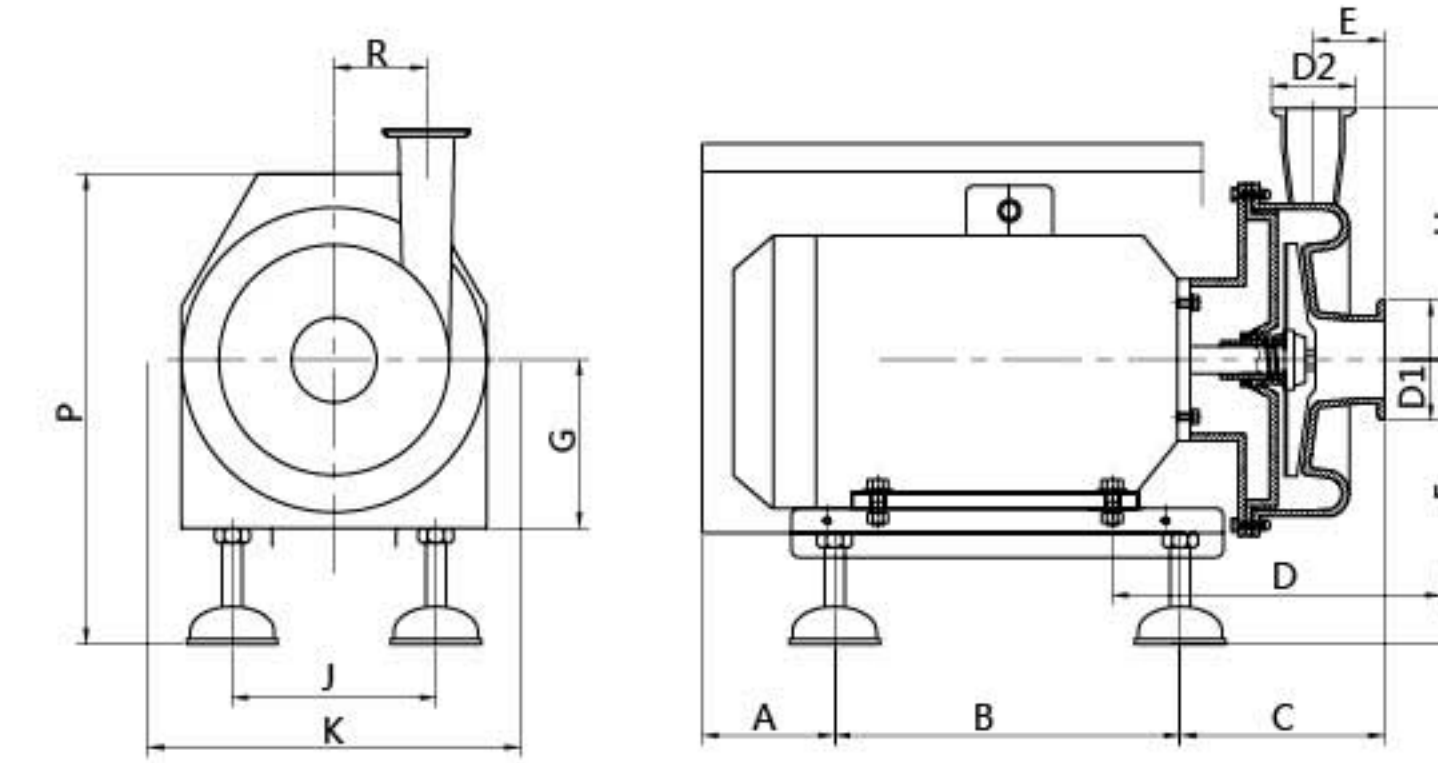
	A	B	C	D	E	F	G	H	K	J	R	P	KG
5.5KW	105	315	137	197	50	237/267	132	185	340	285	82	446/476	73

介质: 20℃清水 误差: ±5% Medium: 20℃ clean water Error: ±5%	转速: 2900RPM 频率: 50Hz Rotating Speed: 2900RPM Frequency: 50Hz	叶轮直径: 最大 φ 170 mm Impeller diameter: maximum φ 170 mm	进口直径: D1 φ 63 mm 出口直径: D2 φ 51 mm Inlet Diameter: D1 φ 63 mm Outlet Diameter: D2 φ 51 mm
---	---	--	---

性能曲线 Performance curve



GFP 系列卫生离心泵 GFP sanitary centrifugal pump



GFP 系列技术参数说明 GFP technical data

	A	B	C	D	E	F	G	H	K	J	R	P	KG
7.5KW	105	315	137	197	50	237/267	132	185	340	285	82	446/476	83

介质: 20℃清水 误差: ±5% Medium: 20℃ clean water Error: ±5%	转速: 2900RPM 频率: 50Hz Rotating Speed: 2900RPM Frequency: 50Hz	叶轮直径: 最大 φ 175 mm Impeller diameter: maximum φ 175 mm	进口直径: D1 φ 63 mm 出口直径: D2 φ 51 mm Inlet Diameter: D1 φ 63 mm Outlet Diameter: D2 φ 51 mm
---	---	--	---

性能曲线 Performance curve

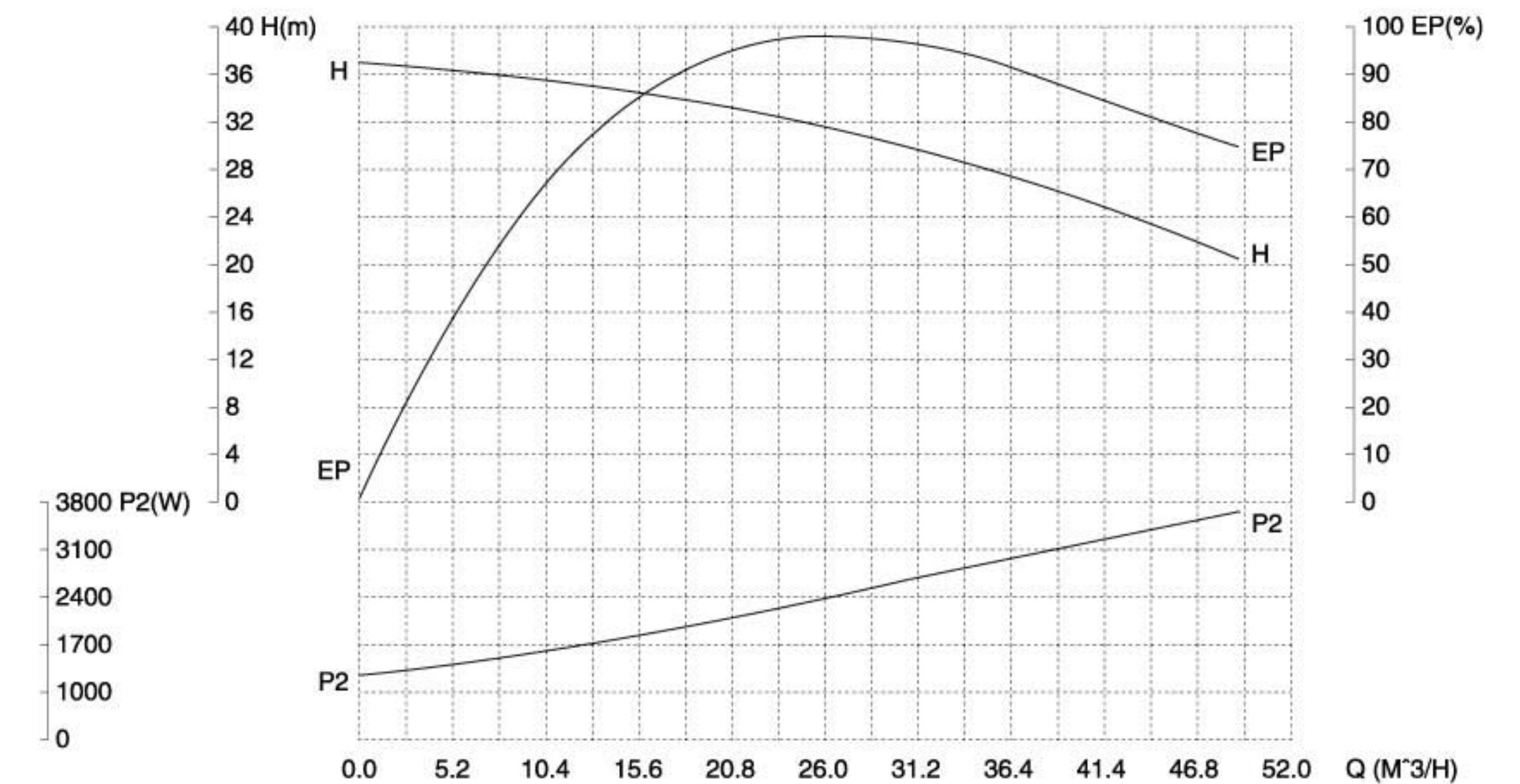
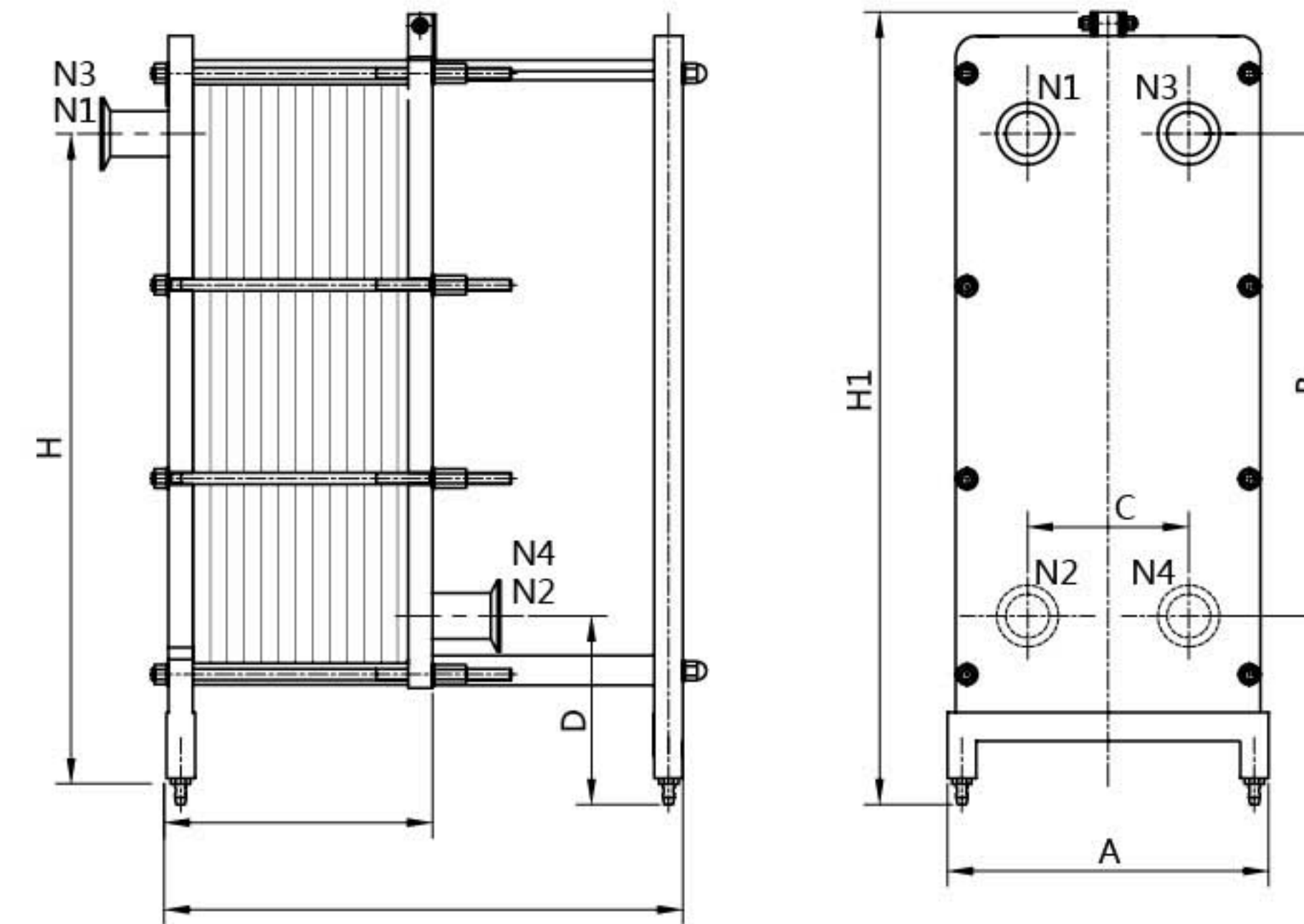


Plate type heat exchanger 板式换热器



板式换热器 Plate type heat exchanger



冷却型

管口	用途
N1	物料进口
N2	物料出口
N3	冷却出口
N4	冷却进口

加热型

管口	用途
N1	物料出口
N2	物料进口
N3	蒸汽进口
N4	冷凝水出口

型号	A	B	C	D	H1	H
BR-0.06	255	420	90	197	700	620
BR-0.13	300	782	105	195	990	900
BR-0.22	420	767	167	238	1105	1035
BR-0.3	520	742	240	318	1180	1105
BR-0.35	450	1045	185	270	1435	1320
BR-0.5	585	1000	265	338	1500	1330

标准设计

框架

板片和压紧板从上部承载杆悬吊下来，并通过下部导杆定位，它们都通过支柱固定，拉紧螺栓上安装有垫圈，以便拆装设备，框架和支柱具有可调支架。

一个装置可能包括多个换热器，由带可互换接头的连接板分离。

Standard design

Frame

The plates and compression plates are suspended from the upper load bar and are positioned by means of the lower guide rods which are fixed through the struts and are fitted with washers on the tensioning bolts for disassembly of the equipment, frames and columns with adjustable supports.

A device may include many heat exchangers, which are separated by connection boards with interchangeable connectors.

应用

巴氏灭菌

对奶制品、酿造、饮料和食品进行常规冷却与加热
在制药行业中进行加热与冷却

Application

Pasteurization

Normal cooling and heating in such industries as dairy, brewage, beverage, food, etc.

Heating and cooling in pharmaceutical industry

前板

前板用于满足在食品加工方面的较高要求。高压深度和板型与相对极少的触点的组合可使运行时间更长，且不会出现中断。分流型式可确保液体流过整个板片。端口具有的直径使其可以使用过程自身使用的相同流体进行原位清洗 CIP。

Front plate

The front plate is used for meeting higher requirements in food processing. The combination of the high pressure depth, plate type and relatively few contacts make the running time longer and there will have no interruption. The diverging type can ensure that the liquid flows the whole plate. The end diameter enables it to carry out CIP cleaning with the same fluid it uses during the use.

工作原理

板式换热器由一组波纹金属板构成，其上有开孔，形成液体流动的通道，热量将在两种液体之间传递。

板片组装在一个固定的框架板和一块可移动的压紧板之间，并通过拉紧螺栓压紧。

这些板片上都装有密封垫，密封垫对板片间通道起密封作用并使液体流入相邻通道。板片的数量由液体的流量、物理特性和温度程序确定。接头可位于框架板和压紧板上。

Working principle

The plate type heat exchanger is composed of a group of corrugated metal plants. The holes on it form channel for liquids to flow, and the heat will be transferred between two kinds of liquids.

The plates are assembled between a fixed frame board and a moveable clamping board and are tightened by the tightening bolts.

These plates are installed with sealing gaskets. The sealing gaskets play the sealing function on the channels between plates and make the liquids flow into adjacent channels. The quantity of plates are determined by flow, physical properties and temperature of liquids. The joints can be located on the frame board and clamping board.

密封垫

热交换板片均配备有不用胶水粘接的密封垫，用户即使在板片悬挂在框架内的情况下也能对密封垫进行轻松的更换操作。

Sealing gasket

he heat exchanging plate is provided with the sealing gasket that is not bonded by glue. Users can carry out easy replacement operation of the sealing gasket even when the plate suspends inside the frame.

标准材料

框架

框架和压紧板的材质或表面喷油漆或外包不锈钢。紧固螺栓上的可移动螺母由碳钢和不锈钢制成。

板片类型

BR-0.06, 0.13, 0.22, 0.3, 0.5, 0.65 板片 不锈钢 AISI, 316L, 316, 304

密封垫类型

丁腈 NBR 或三元乙丙 EPDM、硅胶 Q

技术资料

机械设计压力 / 温度 设计压力 1.0Mpa 工作压力 0.6Mpa

工作温度 -10°C ~ +150°C

接口类型

DIN, SMS, ISO, 外螺纹或其它按需提供

Standard materials

The frame and clamping board can be subjected to painting on the surface or coated by stainless steel. The movable nut on the fastening bolt is made of carbon steel and stainless steel.

Plate type

BR-0.06, 0.13, 0.22, 0.3, 0.5, 0.65 plate stainless steel AISI, 316L, 316, 304

Sealing gasket type

NBR or EPDM, Q

Technical date

Mechanical designed pressure/temperature

Designed pressure 1.0Mpa

Working pressure 0.6Mpa

Working temperature -10°C ~ +150°C

Joint type


DIN, SMS, ISO, male thread or others can be supplied according to requirements.

规格型号说明 Specification description

B R-0.3-1.0-15-N-II



流程图 Flow chart




技术参数 Technical parameters

Model	Specifications	Area	Caliber
BR-0.06		1m ² -4m ²	φ 32-DN25
BR-0.13		3m ² -15m ²	φ 38-DN50
BR-0.22		6m ² -30m ²	φ 51-DN80
BR-0.3		10m ² -40m ²	φ 51-DN100
BR-0.35		15m ² -40m ²	φ 50-DN65
BR-0.5		20m ² -60m ²	φ 51-DN150



Plate 板片



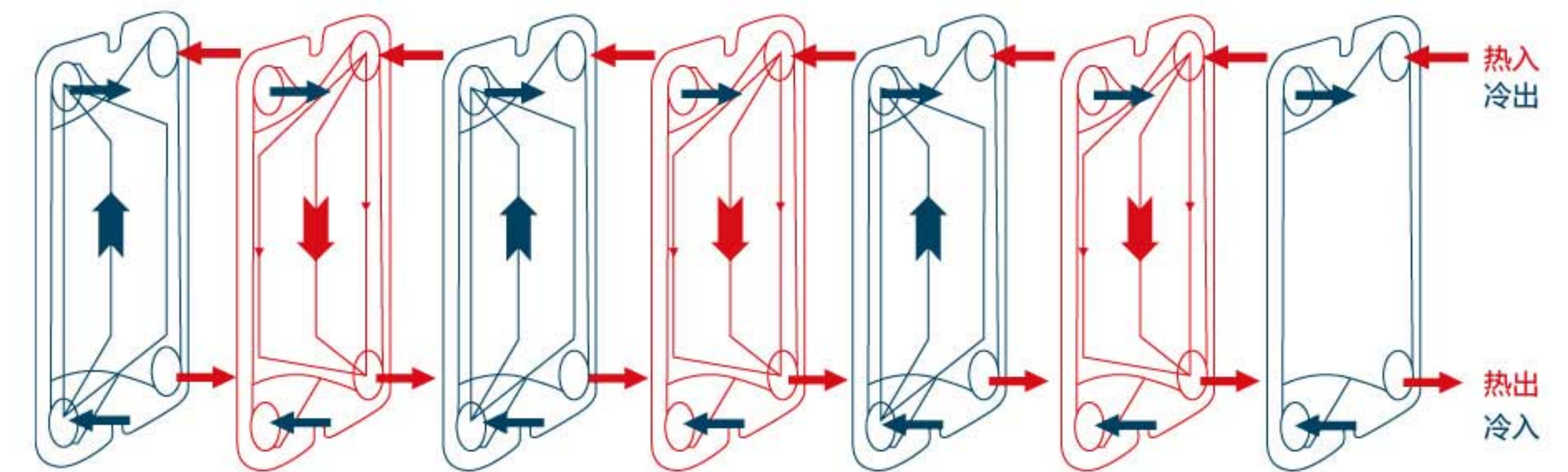
流程组合

板式换热器流程组合形式很多，都是采用不同的换向片和不同的组装方式来实现的。流程组合分为单流程、多流程和混合流程，应根据工艺需要来选择流程组合。一般温差大于对数平均温差 1.8 倍的介质应采用多流程，板间流速的适合值 0.3-0.5M/S，流速太低时采用二流程或多流程。

Flow combination

The plate type heat exchanger is provided with various flow combination types, which are all realized by adopting different reversal plates and different assembling methods. The flow combination is divided into single flow, multiple flow and mixed flow, which shall be selected according to the technological requirements. Generally, the medium with its temperature difference higher than 1.8 times the logarithmic average temperature difference should adopt the multiple flow, with an inter-plate flow rate of 0.3-0.5M/S; if the flow rate is too low, the double flow or multiple flow should be applied.

并联流程组合图 Parallel connection flow combination figure



混合流程组合图 Mixed connection flow combination figure

